

Item # 440

Trail King TK20LP Tag Trailer

**Vendor Contact Information:**

Kevin Gray  
Governmental Sales Manager  
Alta Construction Equipment  
Florida  
8418 Palm River Road  
Tampa, FL 33619  
Office: 813-630-0077  
Cell: 813-391-8159  
Email: [kgray@altaequipfl.com](mailto:kgray@altaequipfl.com)


## Model: Trail King TK20LP Tag Trailer

Description	Article
TK20LP TAG	11200
26' Deck (21' Flat w/5' Beavertail)	11205
1.5" Oak Decking	11215
12K HD Jack with Spring Foot	11334
5' Tongue, Pintle Eye Hitch	14509
Self Cleaning Beavertail (incl. Mudflaps)	11219
102" Overall Width	14516
5 Pair Bent D-Rings	13092
33" Loaded Deck Height	14517
(2) 10,000 Lb. Axles	14520
Electric Brakes	15736
5' Adjustable Ladder Style Ramps	13092
Dexter Slip Spring Suspension	13906
Spare Tire Carrier	12809
Spare Tire	16966
Wheel	15301
Black S7203 w/White Decals	08024

△ OPEN-DECK  
CONSTRUCTION

**TAG**

T R A I L E R



TKLP



**TRAIL KING**  
WE'VE GOT YOUR BACK.





# EASY LOAD. EASY GO.

Trail King's Tag trailer is outfitted with the highest quality materials for increased durability and capacity. All TKLP models feature standard equipment that provides stress-free, safe and efficient operation every time for peace of mind when you're on the go.

Invest in a Trail King Tag trailer for the best level of performance time and time again.

Find your nearest dealer: [www.TrailKing.com/DealerLocator](http://www.TrailKing.com/DealerLocator)





## STANDARD FEATURES



### Safety Chains

Heavy-duty safety chains with GVWR-rated grab hooks are built tough for years of dependable service.

### Drop Leg Jack

Bolt-on 12,000-lb jack with drop leg.

### Heavy-Duty Bent D-Rings

Forged D-rings for your trailer to handle even your toughest hauling requirements.



### Adjustable Hitch

Accommodate a wide variety of towing vehicles with an adjustable 4-bolt hitch rated for the full GVWR of the trailer.



### Toolbox

The conveniently located toolbox is roomy enough to store chains and tools and, because it is lockable, it is secure enough for you to do so with confidence.



### Bolt-on Spare Tire Carrier

Optional feature that allows you to safely mount and easily remove a spare tire.



### Safety Headboard

The safety headboard provides extra dimension of safety and load-hauling security.



### Oak Decking

All TKLP models come with 1.5" nominal oak decking that is double screwed to cross members to prevent cupping. This deck will stand up to years of rugged service.



### Break-Away System

Sealed electric break-away system on TK20/24 models with electric brakes located in tongue area.






# BUILT TO OVERCOME

# EVERY DAY CHALLENGES.

## Axles, Wheels, and Tires

Truck-type axles and wheels, oil seal hubs, and radial tires are standard equipment. So you not only get the right equipment for the job, you also get less down time, easier maintenance, and long service life.



## I-Beam Crossmembers

Crossmembers consist of 80,000 psi yield beams spaced for maximum strength and deck life.



## Extended Beavertail


A full 60" beavertail comes standard, allowing for a lower load angle and increased loading ease and safety.

*Note: Ramps shown with new optional bolt-on knife edge.*



## Lightweight Ramps

Lift one and see for yourself...Trail King self-supporting 60" ramps with spring-assist are lightweight, strong and easy to handle. Choose between standard ladder-type or optional wood-filled.



## Protected Electrical System

Features rubber-mounted, shock-proof, sealed lights and rubber grommets for all wiring through the frame for longer, trouble-free, low-maintenance performance life.



TKLP STANDARD EQUIPMENT	TK20LP	TK24LP	TK40LP	TK50LP
Payload Capacity	20,000 lb.	24,000 lb.	40,000 lb.	50,000 lb.
5' Tongue Length	X	X	X	X
Pintle Eye Hitch (Adjustable Height)	18.75" - 30"	18.75" - 30"	16.5" - 32"	16.5" - 32"
12,000 lb. HD Jack with Spring Foot	X	X	X	X
Loaded Deck Height	33"	34"	33"	33"
Deck Width	102"	102"	102"	102"
Deck Length (Flat + Beavertail)	24' (19' + 5')	24' (19' + 5')	26' (21' + 5')	30' (25' + 5')
Structural Steel Main Frame	X	X	X	X
1.5" Oak Decking (Raised)	X	X	X	X
Self-Cleaning Beavertail (includes mud flaps)	X	X	X	X
5' Ladder Style Ramps with Spring Assist	X	X	X	X
Maximum Adjustable Ramps	X	X	X	X
Suspension	Dexter Slipper Spring	Dexter Slipper Spring	Hutch 9700	Hutch 9700
* Axles	(2) 10,000 lb.	(2) 12,000 lb.	(2) 22,500 lb.	(3) 22,500 lb.
* Brakes	Electric	Electric	12.25" x 7.5"	12.25" x 7.5"
ABS	N/A	N/A	4S2M	4S2M
Dual Steel Disc Wheels ( 8 Hole)	6" x 16"	6" x 16"	6.75" x 17.5"	6.75" x 17.5"
Tires	235/80R x 16	235/80R x 16	215/75R x 17.5	215/75R x 17.5
(10) D-Rings	X	X	X	X
Safety Chains with Grab Hooks	X	X	X	X
Lockable Toolbox	X	X	X	X
Headboard	X	X	X	X
Registration Holder	X	X	X	X
* LED Lights	X	X	X	X
Electrical System per DOT Regulations	X	X	X	X
Red and White Conspicuity Markings	X	X	X	X
Trail King 2-Part Polyurethane Primer & Paint	X	X	X	X

**\* See your local dealer for full list of available options.**

*Products shown may feature optional equipment. Available specifications are subject to change without notice.*



PEOPLE. PRODUCT. PERFORMANCE.

# COMPREHENSIVE SUPPORT. UNMATCHED SERVICE.

*Whether you own a premium Trail King trailer or you are looking to own one, you can still have access to our comprehensive PEAK PERFORMANCE™ Aftermarket Programs:*



**PEAK PARTS**  
PERFORMANCE

**Instantly access** over 10,000 on-hand parts and a variety of online tools. All Trail King Certified dealers, fleets, and serviced facilities can place same-day shipping orders for convenient and efficient ordering. Customers looking for more information can contact a local Trail King dealer or submit direct inquiries to [trailkingpartssupport@trailking.com](mailto:trailkingpartssupport@trailking.com).



**PEAK REFURB**  
PERFORMANCE

**Extend the life** of your trailer and increase future resale value by restoring it to near-peak performance through Trail King's factory refurbishment program. Customers can request a free estimate for comprehensive refurbishments or specified repairs by visiting [www.tkpeakperformance.com](http://www.tkpeakperformance.com). Our expert technicians specialize in Trail King equipment, but we also welcome other trailer brands.



**PEAK FINANCE**  
PERFORMANCE

**Competitive rates and flexible terms** designed to make a Trail King purchase affordable, convenient, and secure. Trail King's innovative payment program operates with an understanding of the changing demands a customer's business faces. Our full suite of financing structures, including Loans, Finance Leases, and TRAC Leases, makes it easier than ever before to own a Trail King trailer.

**Trail King** is the leading manufacturer of open deck and materials hauling trailers for the asphalt paving, construction, commercial hauling, agriculture, and specialized transport industries. With a network of almost 400 dealer locations across the U.S. and Canada, Trail King is there when you need us.

Our dedicated teams of customer service professionals are available 24/7 to serve you.

We know that your bottom line is important to you and it's our commitment to make sure you achieve the lowest cost of ownership with the highest quality trailers offered in the market.

**A Trail King trailer won't just get the job done — it will get the job done *right*.**



**TRAIL KING**  
WE'VE GOT YOUR BACK.



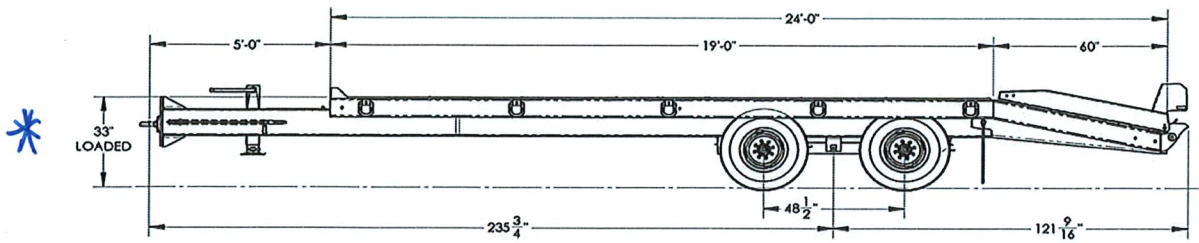
**TrailKing.com/TKTag**

300 East Norway Ave. Mitchell, SD 57301 | 800-843-3324 | [www.trailking.com](http://www.trailking.com)

© 2015 Trail King Industries. All rights reserved.



## TRAIL KING INDUSTRIAL TAG TRAILER



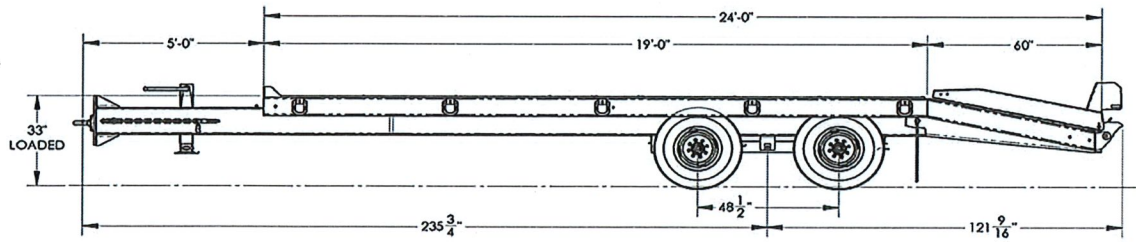
**TK20LP TAG, 20,000 lbs. capacity**

**11200 - STANDARD EQUIPMENT**

Structural steel mainframe

Red and white conspicuity markings on

Rubber mounted sealed lights with sealed harness system



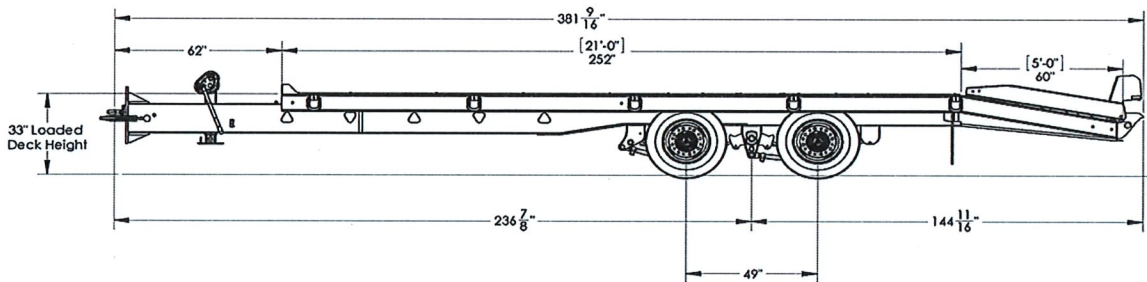
**TK24LP TAG, 24,000 lbs. capacity**

**11201 - STANDARD EQUIPMENT**

Structural steel mainframe

Red and white conspicuity markings on

Rubber mounted sealed lights with sealed harness system



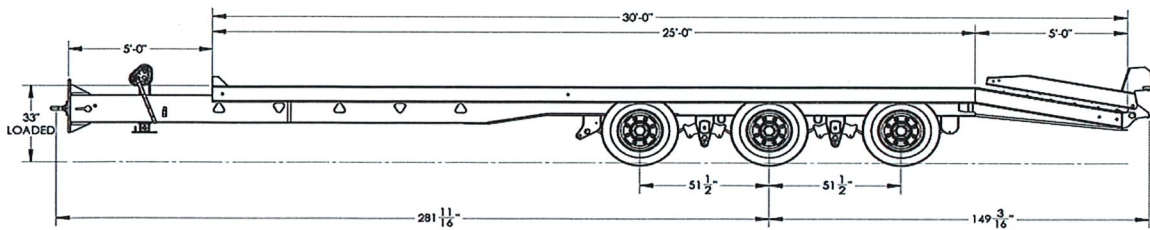
**TK40LP TAG, 40,000 lbs. capacity**

**11202 - STANDARD EQUIPMENT**

Structural steel mainframe

Red and white conspicuity markings on

Rubber mounted sealed lights with sealed harness system



**TK50LP TAG, 50,000 lbs. capacity**

**11203 - STANDARD EQUIPMENT**

Structural steel mainframe

Red and white conspicuity markings on

Rubber mounted sealed lights with sealed harness system

Item #	Description	20LP	24LP	40LP	50LP
<b>BASE MODEL</b>					
11200	TK20LP TAG, 20,000 lbs. capacity	14,948			
11201	TK24LP TAG, 24,000 lbs. capacity		16,874		
11202	TK40LP TAG, 40,000 lbs. capacity			23,201	
11203	TK50LP TAG, 50,000 lbs. capacity				31,097
<b>HITCH</b>					
<b>Standard Option</b>					
14509	5' Tongue, pintle eye with adjustable coupler; 18.75" - 30" Hitch Height (Loaded)	0	0		
<b>Substitute Options</b>					
14510	7' Tongue, pintle eye with adjustable coupler; 18.75" - 30" Hitch Height (Loaded)	540	540		
14511	Tube Arch GN with 2 5/16", 83" swing clearance, 31" - 39" hitch height - Tube Arch GN adds 10" to OAL	1,503	1,503		
<b>Standard Option</b>					
14512	5' Tongue, pintle eye with adjustable coupler; 16.5" - 32" Hitch Height ( Loaded)			0	0
<b>Substitute Options</b>					
14513	7' Tongue, pintle eye with adjustable coupler; 16.5" - 32" Hitch Height ( Loaded)			540	540
<b>Standard Option</b>					
14514	Safety chains with hooks	0	0	0	0
<b>Standard Option</b>					
14515	Lockable tool box	0	0	0	0
<b>LANDING GEAR</b>					
<b>Standard Option</b>					
11334	12K HD jack with spring foot	0	0		
<b>Substitute Options</b>					
11335	25k Single 2-speed	173	173		
13905	25k Dual 2-speed landing gear	583	583		
<b>Standard Option</b>					
13990	25k Single 2-speed			0	0
<b>Substitute Options</b>					
13991	25k Dual 2-speed landing gear			400	400
<b>DECK LENGTH</b>					
<b>Standard Option</b>					
11204	24' Deck (19' Flat Deck with 5' beavertail)	0	0		
<b>Substitute Options</b>					
13935	25' Deck (19' Flat Deck with 6' beavertail)	342	342		
11205	26' Deck (21' Flat Deck with 5' beavertail)	358	358		
13937	27' Deck (21' Flat Deck with 6' beavertail)	508	508		
<b>Standard Option</b>					
11207	26' Deck (21' Flat Deck with 5' beavertail)			0	
<b>Substitute Options</b>					
11208	27' Deck (21' Flat Deck with 6' beavertail)			758	
<b>Standard Option</b>					
11209	30' Deck (25' Flat Deck with 5' beavertail)				0
<b>Substitute Options</b>					
13957	31' Deck (25' Flat Deck with 6' beavertail)				749
<b>DECK WIDTH</b>					
<b>Standard Option</b>					
14516	102" overall width	0	0	0	0
<b>MAIN DECK</b>					
<b>Standard Option</b>					
14517	33" Loaded deck height	0	0	0	0
<b>Substitute Options</b>					
14518	35" deck height (required with optional air-ride or air lift axle, unavailable otherwise)			0	0
<b>Standard Option</b>					
14519	4" Safety headboard	0	0	0	0
<b>Additional Options</b>					
14396	Heavy Duty Package: adds knee braces 4' O.C., 12" x-member spacing and increases beam depth 2", from suspension forward.			1,162	
14397	Heavy Duty Package: adds knee braces 4' O.C., 12" x-member spacing and increases beam depth 2", from suspension forward.				1,162



Item #	Description	20LP	24LP	40LP	50LP
<b>BEAVERTAIL</b>					
<b>Standard Option</b>					
11219	Self-cleaning beavertail (includes mudflaps)	0	0	0	0
<b>Substitute Options</b>					
11220	Wood-filled beavertail (no mudflaps)	-112	-112	-112	-112
13897	Self-cleaning beavertail with bucket well (incl. mudflaps) ( air ramps not available)	381	381	381	381
13898	Wood-filled beavertail with bucket well (no mudflaps) (air ramps not available)	402	402	402	402
14204	Self-cleaning double break beavertail (includes mudflaps)	253	253	253	253
14205	Wood-filled double break beavertail (no mudflaps)	202	202	202	202
<b>Additional Options</b>					
13095	3/4" Traction aids on beaver tail (bolt on over wood)	799	799	799	799
13989	Mudflaps for Wood-filled Beavertail	162	162	162	162
<b>DECKING</b>					
<b>Standard Option</b>					
11215	1-1/2" Oak (raised)	0	0	0	0
<b>Substitute Options</b>					
11216	1-3/8" Apitong (raised)	1,283	1,283		
11217	1-3/8" Apitong (raised)			1,417	
11218	1-3/8" Apitong (raised)				1,684
<b>TIE DOWN OPTIONS</b>					
<b>Standard Option</b>					
13092	5 Pair bent D-rings (main deck only)	0	0	0	0
<b>Substitute Options</b>					
13093	7 Pair bent D-rings (6 main deck, 1 beavertail)	95	95	95	95
<b>RAMPS</b>					
<b>Standard Option</b>					
11223	5' Adjustable Ladder Style with spring assist	0	0	0	0
<b>Substitute Options</b>					
11224	5' Adjustable Wood Filled Ramps with spring assist (Apitong)	564	564	564	564
13899	6' Adjustable Ladder Style Ramp with spring assist	170	170	170	170
13900	6' Adjustable Wood Filled Ramp with spring assist (Apitong)	841	841	841	841
13901	36" X 5' Air Operated Ladder Ramp	1,553	1,553	1,553	1,553
13902	36" X 6' Air Operated Wood Filled, Air operated Ramp (Apitong)	1,379	1,379	1,379	1,379
13943	36" X 5' Air Operated Wood Filled, Air operated Ramp (Apitong)	1,379	1,379	1,379	1,379
13944	36" X 6' Air Operated Ladder Ramp.	1,379	1,379	1,379	1,379
<b>Additional Options</b>					
13903	Spring assisted third ramp (not available with air ramps)	706	706	706	706
13904	Bolt on knife edge (not available with air ramps)	171	171	171	171
<b>SUSPENSIONS/ AXLES</b>					
<b>Standard Option</b>					
13906	Dexter Slipper Spring Suspension (TK20 only)	0			
<b>Substitute Options</b>					
13907	H9700 Spring Suspension (TK20 only)	1,116			
<b>Standard Option</b>					
11228	Dexter Slipper Spring Suspension (TK24 only)		0		
<b>Substitute Options</b>					
13908	H9700 Spring Suspension (TK24 only)		784		
<b>Standard Option</b>					
13131	2 Axle H9700 Spring Suspension (TK40 only)			0	
<b>Substitute Options</b>					
13910	Air ride ILO standard (TK40 only)			2,939	
<b>Standard Option</b>					
13911	3 Axle H9700 Spring Suspension (TK50 only)				0
<b>Substitute Options</b>					
12812	Spring with air lift front axle (TK50 only) (requires 35" deck height and 49" axle spacing)				2,621
13912	Air ride ILO standard (TK50 only) (requires 35" deck height and 49" axle spacing)				4,362
13992	Air ride w/ air lift front axle ILO standard (TK50 only) (requires 35" deck height and 49" axle spacing)				4,991
<b>Standard Option</b>					
14520	(2) 10,000 lb. capacity GD axles	0			
<b>Standard Option</b>					
14521	(2) 12,000 lb. capacity axles		0		
<b>Standard Option</b>					
14522	(2) 22,500 lb. capacity axles			0	
<b>Standard Option</b>					
14523	(3) 22,500 lb. capacity axles				0



Item #	Description	20LP	24LP	40LP	50LP
<b>AXLE SPACING</b>					
<b>Standard Option</b>					
14524	48 1/2" Axle spacing	0	0		
<b>Standard Option</b>					
14525	49" Axle spacing			0	
<b>Standard Option</b>					
14526	51 1/2" Axle spacing				0
<b>Substitute Options</b>					
14527	49" axle spacing (required with optional air-ride or air lift axle, unavailable otherwise)				0
<b>BRAKES</b>					
<b>Standard Option</b>					
15736	Electric Brakes (12 1/4 x 4)	0			
<b>Standard Option</b>					
15737	Electric Brakes (12 1/4 x 5)		0		
<b>Substitute Options</b>					
15738	Air Brakes 4S/2M (12 1/4 x 5)		1,849		
<b>Standard Option</b>					
15739	Air Brakes 4S/2M (12 1/4 x 7 1/2)			0	0
<b>WHEEL FINISH (INSIDE)</b>					
<b>Standard Option</b>					
15350	6 x 16 steel disc wheel	0	0		
<b>Standard Option</b>					
08182	6.75 x 17.5 8-hole steel disc wheel			0	0
<b>Substitute Options</b>					
15003	6.75 x 17.5 8-hole machined (SP) aluminum wheel (per wheel) ILO Std 6.75 x 17.5 8-hole steel disc wheel			168	168
15004	6.75 x 17.5 8-hole polished (XP) aluminum wheel (per wheel) ILO Std 6.75 x 17.5 8-hole steel disc wheel			194	194
<b>WHEEL FINISH (OUTSIDE)</b>					
<b>Standard Option</b>					
15350	6 x 16 steel disc wheel	0	0		
<b>Standard Option</b>					
08182	6.75 x 17.5 8-hole steel disc wheel			0	0
<b>Substitute Options</b>					
15003	6.75 x 17.5 8-hole machined (SP) aluminum wheel (per wheel) ILO Std 6.75 x 17.5 8-hole steel disc wheel			168	168
15004	6.75 x 17.5 8-hole polished (XP) aluminum wheel (per wheel) ILO Std 6.75 x 17.5 8-hole steel disc wheel			194	194
<b>SPARE WHEEL</b>					
<b>Standard Option</b>					
10058	No Spare Wheel	0	0	0	0
<b>Substitute Options</b>					
15301	6 x 16 steel disc wheel (per wheel)	60	60		
15302	6.75 x 17.5 8-hole steel disc wheel (per wheel)			158	158
15303	6.75 x 17.5 8-hole machined (SP) aluminum wheel (per wheel)			326	326
15304	6.75 x 17.5 8-hole polished (XP) aluminum wheel (per wheel)			352	352
<b>TIRE SIZE</b>					
<b>Standard Option</b>					
13967	Provider ST235/80R16 10 ply	0	0		
<b>Standard Option</b>					
13969	Provider 215/75R17.5 - 16 ply			0	0
<b>Substitute Options</b>					
16602	Provider 235/75R17.5 - 18 ply (tire only) (per tire) ILO Std Provider 215/75R17.5 - 16 ply			52	52
16604	Continental 215/75R17.5 HTL2 - 18 ply (tire only) (per tire) ILO Std Provider 215/75R17.5 - 16 ply			151	151
16606	Continental 235/75R17.5 HTL2 - 18 ply (tire only) (per tire) ILO Std Provider 215/75R17.5 - 16 ply			195	195



Item #	Description	20LP	24LP	40LP	50LP
<b>SPARE TIRES</b>					
<b>Standard Option</b>					
10059	No spare tire	0	0	0	0
<b>Substitute Options</b>					
16901	Continental 215/75R17.5 HTL2 - 18 ply (tire only) (per tire)			313	313
16903	Continental 235/75R17.5 HTL2 - 18 ply (tire only) (per tire)			357	357
16966	Provider ST235/80R16 - 10 ply (tire only) (per tire)	78	78		
16967	Provider 215/75R17.5 - 16 ply (tire only) (per tire)			162	162
16968	Provider 235/75R17.5 - 18 ply (tire only) (per tire)			214	214
<b>LIGHTS / ELECTRICAL</b>					
<b>Standard Option</b>					
14528	Grote Electrical system (meets DOT regulations)	0	0	0	0
<b>Standard Option</b>					
14529	LED lights	0	0	0	0
<b>Standard Option</b>					
14530	7 Pole RV style electrical plug (standard with electric brakes)	0	0		
<b>Substitute Options</b>					
15754	7 Pole round electrical plug	0	0		
<b>Standard Option</b>					
15755	7 Pole round electrical plug (standard with air brakes)			0	0
<b>DOCUMENT HOLDER</b>					
<b>Standard Option</b>					
14531	Registration holder	0	0	0	0
<b>MISCELLANEOUS</b>					
<b>Additional Options</b>					
12809	Spare tire carrier on tongue	248	248	248	248
13094	3/4" Traction aids on wheel covers	341	341	341	341
13913	4 wheel chocks with holder	358	358	358	358
14398	Canadian RTAC compliant up charge (per axle) (Includes wider axle track and inverted side channel)	262	262	262	262
08569	DOT Inspection	147	147	147	147
<b>PAINT</b>					
<b>Standard Option</b>					
08009	Epoxy primer	0	0	0	0
<b>Substitute Options</b>					
14560	Zinc-rich primer	800	800	800	800
<b>Standard Option</b>					
08024	Black S7203 with white decals	0	0	0	0
08026	New CAT Yellow S7225 with black decals	0	0	0	0
08029	GM12 White with black decals	0	0	0	0
08030	IH Red S7205 with white decals	0	0	0	0
08031	Grey Metallic S7230 with black decals	0	0	0	0
08032	Dark Grey Metallic S7265 with white decals	0	0	0	0
<b>Substitute Options</b>					
14604	Hertz Yellow 7239 with black decals	431	431	431	431
14605	Light Red 7206 with white decals	431	431	431	431
14606	Bottom Dump Blue 7247 with white decals	431	431	431	431
14607	Platinum Silver with black decals	431	431	431	431
14608	N0108 Green with white decals	431	431	431	431
14609	Miller Blue with white decals	431	431	431	431
14610	Off-White 7222 with black decals	431	431	431	431
14611	Viper Red with white decals	431	431	431	431
14612	Dark Concord Blue Metallic 7255 with white decals	431	431	431	431
14613	Wheatland Yellow with black decals	431	431	431	431
14614	Bright Blue 7256 with white decals	431	431	431	431
14615	224 Safety Yellow with black decals	431	431	431	431
14616	Non-Metallic color match paint upcharge	862	862	862	862
14617	Metallic color match paint upcharge	862	862	862	862



CAPACITY RATINGS ARE FRAME CAPACITIES ONLY. ACTUAL LOAD CAPACITIES MAY BE RESTRICTED BY FACTORS SUCH AS GROSS AXLE WEIGHT RATINGS (GAWR) OR STATE AND FEDERAL REGULATIONS.  
FEDERAL RETAIL EXCISE TAX MUST BE FIGURED ON THE SELLING PRICE WHEN SELLING TO A NON-EXEMPT END USER.

EFFECTIVE 9/24/18. PRICES AND SPECS ARE SUBJECT TO CHANGE WITHOUT NOTICE.

TRAIL KING CONSTRUCTION DIVISION

(continued from front...)

**Trail King Pneumatic Bulker Series:**

All Trail King manufactured components Frame, Struts, Vessel	One Year 100%		
	Year 1 – 100%	Year 2 – 75%	Year 3 – 50%

**Trail King Live Bottom Series:**

The period of warranty is set forth as follows

**Construction Live Bottom Trailers, 5-Star Trailers, and Advantage Ag Trailers (Continuous Belt):**

I.	Gear box, Motor and Drive Shaft, and Individual Chain Strands Only				
	Year 1 – 100%	Year 2 – 75%	Year 3 – 50%	Year 4 – 25%	Year 5 – 25%
II.	Trail King manufactured components.			Year 1	100%
	This excludes all hopper sheets.			Year 2	75%

**Aluminum Super Hi-Lite and Advantage Ag Trailers (Segmented Belt):**

I.	Chain, Gear box, Motor and Drive shaft.	Year 1	100%
II.	Components Manufactured by Trail King.	Year 1	100%
		Year 2	75%

All other warranties, if any, extended by the makers and suppliers of component parts, accessories, or other goods included in the manufacture of Trail King Industries' Equipment will be assigned, if contractually permitted, to the purchaser. This warranty excludes such parts or accessories which are not defective, but may wear out and have to be replaced during the warranty period, including, but not limited to, light bulbs, paint, brake lining, brake drums, wood pieces and equipment that has been repaired, replaced, or altered by someone other than TRAIL KING or one of its authorized dealers. (Tire Warranties are expressly excluded from Trail King Industries' warranty herein.) Purchaser is expected to pay all repairs or replacement costs, in connection with this Agreement, including sales and other taxes immediately upon completion of work performed.

**LIMITATION OF LIABILITY:** Trail King Industries shall not be liable to purchaser for any incidental or consequential damages suffered by the purchaser, including, but not limited to, any commercially reasonable charges, expenses or commissions incurred in connection with effecting cover or any other reasonable expense incident to the delay or other breach of warranty by Trail King Industries, any loss of or damage to any cargo loaded or shipped in or on Equipment, loss of anticipated profits, transportation expenses due to repairs, non-operation or increased expense of operation costs of purchased or replaced equipment, claim of customers, cost of money, any loss of use of capital or revenue, or for any special damage or loss of any nature arising at any time or from any cause whatsoever.

**LIMITATION OF REMEDY:** In the event of Trail King Industries' failure to repair the Equipment subject to the warranty contained herein, the purchaser's sole and exclusive remedy against Trail King Industries shall be for the repair or replacement of any defective part or parts of Equipment subject to work or repair within the time period and manner set forth herein. This exclusive remedy shall not be deemed to have failed of its essential purpose so long as Trail King is willing and able to repair or replace defective parts in the prescribed manner.

January 2011