

## SSV65

### SSV65 Skid Steer Loader

#### FEATURES

Vertical Lift Path Loader Frame  
Standard Front Quick Coupler, Float Standard  
Hydraulic Quick Coupler Option  
One Way Self-Leveling with Kubota Shock-less Ride (KSR) Option  
Loader Boom Lock  
Open ROPS & Air Conditioned ROPS/FOPS Cab Models  
Adjustable, Vinyl, Suspension Seat  
2" Retractable Seat Belt and 2-Piece Seat Bar  
12V Electric Outlet  
18 gpm Auxiliary Hydraulics, 28 gpm High Flow Hydraulics Option with Multi-Function Controls and 14-pin coupler  
Direct To Tank Return Line  
10x16.5, 8PR Heavy-Duty Tires  
Two Speed Travel System  
Spring Applied Hydraulically Released (SAHR) Brakes  
Gear Drive Pumps & Variable Loader and High Flow Pumps (if equipped)  
Mechanical Hand & Foot Controls  
Electronic Dial Throttle  
Automatic Glow Plugs  
Key Switch Stop/Start System  
Self-Bleed Fuel System  
2 Front and 2 Rear Working Lights  
2 Front Corner Lights & 2 Rear Red Tail Lights  
Hour Meter, Engine Coolant Temperature and Fuel Gauges and Warning Lights  
Horn and Backup Alarm  
Lockable Fuel Cap Door  
Bolt On Grab Handles to enter machine

#### ENGINE

V2607 Kubota CR-TE4, Tier 4 Diesel Engine  
4-Cylinder, 4 Cycle, Turbo Charged  
64 Gross HP @ 2700 rpm  
2.6 L Displacement  
166 lbf-ft Peak Torque

#### DIMENSIONS

Cab Height .....79.9"  
Width over wheels.....66.5"  
Width with 68" standard bucket.....69.0"  
Length without bucket .....106.3"  
Length with standard bucket .....135.4"

#### OPERATIONAL DIMENSIONS

Operating Weight\*, SSV65\*, Open ROPS/FOPS Cab, Mechanical Quick Coupler.....6,790 lbs.  
Rated Operating Capacity (ROC) @ 50% of Tipping Load .....1,950 lbs.  
Tipping Load .....3,900 lbs.  
Auxiliary Hydraulics Flow .....18.0 / 28.0 gpm  
Travel Speed (Low / High) .....6.9 / 11.1 mph  
Reach @ Maximum Height .....32.7"  
Height to Hinge Pin .....121.5"  
Ground Clearance .....7.6".  
Traction Force .....7,339 lbf.

\* Includes operator's weight, 175 lbs.

#### BASIC UNITS (HAND & FOOT CONTROLS)

SSV65, Open ROPS/FOPS Cab, Mechanical Quick Coupler  
SSV65F, Open ROPS/FOPS Cab, High Flow Hydraulics  
Mechanical Quick Coupler  
SSV65FR, Open ROPS/FOPS Cab, High Flow Hydraulics,  
Self-Leveling with KSR, Mechanical Quick Coupler  
SSV65H, Open ROPS/FOPS  
Hydraulic Quick Coupler  
SSV65HF, Open ROPS/FOPS Cab, High Flow Hydraulics  
Hydraulic Quick Coupler  
SSV65HFR, Open ROPS/FOPS Cab, High Flow Hydraulics,  
Self-Leveling with KSR, Hydraulic Quick Coupler  
SSV65HR, Open ROS/FOPS Cab, Self-Leveling with KSR,  
Hydraulic Quick Coupler  
SSV65R, Open ROPS/FOPS Cab, Self-Leveling with KSR,  
Mechanical Quick Coupler  
SSV65HC, AC Enclosed Cab, Hydraulic Quick Coupler  
SSV65HFC, AC Enclosed Cab, High Flow Hydraulics,  
Hydraulic Quick Coupler  
SSV65HFRC, AC Enclosed Cab, High Flow Hydraulics,  
Self-Leveling with KSR, Hydraulic Quick Coupler  
SSV65HRC, AC Enclosed Cab, Self-Leveling with KSR,  
Hydraulic Quick Coupler

#### ISO-PILOT CONTROL UNITS

SSV65P, Open ROPS/FOPS Cab, Mechanical Quick Coupler  
SSV65PF, Open ROPS/FOPS Cab, High Flow Hydraulics  
Mechanical Quick Coupler  
SSV65PFR, Open ROPS/FOPS Cab, High Flow Hydraulics,  
Self-Leveling with KSR, Mechanical Quick Coupler  
SSV65PH, Open ROPS/FOPS  
Hydraulic Quick Coupler  
SSV65PHF, Open ROPS/FOPS Cab, High Flow Hydraulics  
Hydraulic Quick Coupler  
SSV65PHFR, Open ROPS/FOPS Cab, High Flow Hydraulics,  
Self-Leveling with KSR, Hydraulic Quick Coupler  
SSV65PHR, Open ROS/FOPS Cab, Self-Leveling with KSR,  
Hydraulic Quick Coupler  
SSV65PR, Open ROPS/FOPS Cab, Self-Leveling with KSR,  
Mechanical Quick Coupler  
SSV65PHC, AC Enclosed Cab, Hydraulic Quick Coupler  
SSV65PHFC, AC Enclosed Cab, High Flow Hydraulics,  
Hydraulic Quick Coupler  
SSV65PHFRC, AC Enclosed Cab, High Flow Hydraulics,  
Self-Leveling with KSR, Hydraulic Quick Coupler  
SSV65PHRC, AC Enclosed Cab, Self-Leveling with KSR,  
Hydraulic Quick Coupler

## SSV65

ORDER CODE	DESCRIPTION	APPROX. WEIGHT	PRICE
<b>PART 1</b>	<b>MODEL SSV65 BASIC UNITS (HAND &amp; FOOT CONTROLS)</b>		
<b>SSV65</b> With:	<b>SKID STEER LOADER BASIC UNIT</b> Open ROPS/FOPS Cab Mechanical Quick Coupler	7000	See Zone Pricing
<b>SSV65F</b> With:	<b>SKID STEER LOADER BASIC UNIT</b> Open ROPS/FOPS Cab, High Flow Hydraulics, Mechanical Quick Coupler, Multi-Function Ctls & 14-pin coupler	6790	+\$3,373.00
<b>SSV65HF</b> With:	<b>SKID STEER LOADER BASIC UNIT</b> Open ROPS/FOPS Cab, High Flow Hydraulics Hydraulic Quick Coupler, Multi-Function Ctls & 14-pin coupler	6790	+\$3,748.00
<b>SSV65HFC</b> With:	<b>SKID STEER LOADER BASIC UNIT</b> AC Enclosed Cab, High Flow Hydraulics Hydraulic Quick Coupler Multi-Function Ctls & 14 Pin coupler	6790	+\$6,583.00

## SSV65

ORDER CODE	DESCRIPTION	FACTORY NUMBER	APPROX. WEIGHT	SUGGESTED LIST PRICE
<b>PART 2</b>	<b>MODEL SSV65 ISO-PILOT CONTROL UNITS</b>			
<b>SSV65PHF</b> With:	<b>SKID STEER LOADER ISO-PILOT CONTROLS UNIT</b> Open ROPS/FOPS Cab, High Flow Hydraulics, Hydraulic Quick Coupler, Multi-Function Ctls & 14-pin coupler	S33K257A60	8864	\$43,760.00
<b>SSV65PHFC</b> With:	<b>SKID STEER LOADER ISO-PILOT CONTROLS UNIT</b> AC Enclosed Cab, High Flow Hydraulics, Hydraulic Quick Coupler, Multi-Function Ctls & 14-pin coupler	S34K416A60	8864	+\$8,165.00



<b>PART 3</b>	<b>BUCKETS</b>			
	<b>QUICK ATTACH BUCKETS (standard duty)</b>			
AP-SL68SLT	68" Low Profile, Standard Floor, Teeth, Side Cutter, 14.5 cu-ft heaped capacity		541	Included
AP-SL68SLC	68" Low Profile, Standard Floor, Bolt-On Cutting Edge, Side Cutter, 14.5 cu-ft heaped capacity		541	\$00.00
AP-SL68SLLT	68" Low Profile, Long Floor, Teeth, Side Cutter 18.0 cu-ft heaped capacity		541	\$49.00
AP-SL68SLLC	68" Low Profile, Long Floor, Bolt-On Cutting Edge, Side Cutter, 18.0 cu-ft heaped capacity		541	\$49.00
AP-SL74SLT	74" Low Profile, Standard Floor, Teeth, Side Cutter, 15.8 cu-ft heaped capacity		541	\$148.00

## SSV65

ORDER CODE	DESCRIPTION	APPROX. WEIGHT	PRICE
<b>PART 3</b>	<b>QUICK ATTACH BUCKETS (standard duty) <i>continued</i></b>		
AP-SL74SLC	74" Low Profile, Standard Floor, Bolt-On Cutting Edge, Side Cutter, 15.8 cu-ft heaped capacity	541	\$202.00
AP-SL74SLLT	74" Low Profile, Long Floor, Teeth, Side Cutter 19.7 cu-ft heaped capacity	541	\$250.00
AP-SL74SLLC	74" Low Profile, Long Floor, Bolt-On Cutting Edge, Side Cutter, 19.7 cu-ft heaped capacity	541	\$305.00
	<b>QUICK ATTACH BUCKETS (heavy duty)</b>		
AP-HD68LT	68" Heavy Duty, Low Profile, Standard Floor, Teeth, Side Cutter, 14.2 cu-ft heaped capacity	541	\$141.00
AP-HD68LC	68" Heavy Duty, Low Profile, Standard Floor, Cutting Edge, Side Cutter, 14.2 cu-ft heaped capacity	541	\$141.00
AP-HD68LLT	68" Heavy Duty, Low Profile, Long Floor, Teeth, Side Cutter, 17.9 cu-ft heaped capacity	541	\$197.00
AP-HD68LLC	68" Heavy Duty, Low Profile, Long Floor, Cutting Edge, Side Cutter, 17.9 cu-ft heaped capacity	541	\$198.00
AP-HD74LT	74" Heavy Duty, Low Profile, Standard Floor, Teeth, Side Cutter, 15.4 cu-ft heaped capacity	541	\$306.00
AP-HD74LC	74" Heavy Duty, Low Profile, Standard Floor, Cutting Edge, Side Cutter, 15.4 cu-ft heaped capacity	541	\$408.00
AP-HD74LLT	74" Heavy Duty Low Profile, Long Floor, Teeth, Side Cutter 19.2 cu-ft heaped capacity	541	\$421.00
AP-HD74LLC	74" Heavy Duty, Low Profile, Long Floor, Cutting Edge, Side Cutter, 19.2 cu-ft heaped capacity	541	\$482.00
	<i>Refer to Service Parts for replacement side cutters, cutting edges, and teeth on AP Buckets</i>		

## SSV65

ORDER CODE	DESCRIPTION		APPROX. WEIGHT	PRICE
<b>PART 4</b>	<b>ACCESSORIES</b>			
K9926	RETRACTABLE SEAT BELT OPTION (3" WIDE) As required in some states for OSHA compliance.	K65A36	3	\$85.00
S6650	14-pin to 14-pin Adapter Harness Allows a user to control an attachment with a 14-pin electrical connector that does not use the Kubota pin-out configuration.	K241A68	1	\$317.00
S6651	8-pin to 14-pin Adapter Harness Allows a user to control an attachment with an 8-pin Deutsch electrical connector.	K227A24	1	\$298.00

SSV Grips, Harnesses, and Adapters					
GRIP STYLE	MODEL(s)	14-PIN HARNESS (order from parts) <i>Required on units for attachments that require electrical inputs to control hydraulic solenoids or motors.</i>	MULTIFUNCTION GRIP KIT DIA (order from parts) <i>Needed if more than one electrical function is needed AND unit is a standard flow unit not already equipped with MF Grips.</i>	14-PIN TO 14-PIN ADAPTER <i>Allows a user to control an attachment with a 14-Pin electrical connector that does not use the Kubota pin-out configuration.</i>	8-PIN TO 14-PIN ADAPTER <i>Allows a user to control an attachment with an 8-pin Deutsch electrical connector</i>
<div>C</div> <div></div> <div>SSV Hand &amp; Foot Standard Grips</div>	SSV65 Hand & Foot Controls	V1311-97101	V1311-96301	S6650	S6651
	SSV75 Hand & Foot Controls	V1411-97101			
<div>D</div> <div></div> <div>SSV ISO Pilot Controls Standard Grips</div>	SSV65 ISO Pilot Controls	V1311-97101	V1311-97301		
	SSV75 ISO Pilot Controls	V1411-97101			

### REPLACEMENT CAB/ROPS FOR SSV65

Complete package that is direct-fit to the main frame mounting points. Hydraulic hoses ready to fit into main manifold. Includes new "bolt-on" style grab handles. Lift-Assist gas struts are not included.

SL6660	Replacement Open ROPS /SSV65 (Hand & Foot Ctl Units Only)	#N/A	#N/A	#N/A
SL6661A	Replacement Closed Cab/SSV65 (Hand & Foot Ctl Units Only)		992	\$10,499.00
SL6664	Replacement Open ROPS /SSV65 (ISO Pilot Control Units Only)		948	\$7,249.00
SL6665	Replacement Closed Cab/SSV65 (ISO Pilot Control Units Only)		948	\$10,499.00

SEE REPLACEMENT CAB & ROPS ADOPTION LIST

## SSV65

ORDER CODE	DESCRIPTION	APPROX. WEIGHT	PRICE
<b>PART 5</b>	<b>ACCESSORIES Available from Parts</b>		
V1311-96611	H-Pattern Conversion Kit <i>Beginning with SN 50210 for CAB units. Beginning with SN 51252 for ROPS units. (Refer to PIB-2017-034)</i>	K676A40	\$889.00
V1311-96501	Hydraulic Quick Coupler Conversion Kit	K731A73	\$961.00
V1311-96601	Self-Leveling	K489A30	\$642.00
V1311-96701	Ride Control (KSR)	K821A64	\$1,081.00
V1311-96201	Hazard lamp & Turn Signals (requires 14 Pin Coupler & Multi-Function Lever Kit)	K163A10	\$214.00
V1311-96401	Bonnet (Rear Door) Lock Kit	K35A27	\$46.40
V1311-97101	14 Pin Coupler Harness	K243A20	\$319.00
V1311-96301	Multi-Function Lever Kit (for Hand & Foot Control Models Only)	K440A80	\$579.00
V1311-97301	Multi-Function Lever Kit (for ISO Pilot Controls Only)	K494A00	\$649.00
77700-06360	Wiring Harness, Airsus	K40A28	\$52.00
77700-06361	Air Ride Seat, requires Airsus Wiring Harness 7770-06360	K615A60	\$809.00
V1311-96821	SSV Special Application Door Door Completion Kit required for ROPS units	K2X362A68	\$3,107.00
V1311-96801	SSV Front Glass Kit	K881A60	\$1,159.00
<b>PART 5</b>	<b>ACCESSORIES Available from Parts (continued)</b>		
V1311-96811	SSV ROPS Door Completion Kit (needed to install any door on ROPs units) Wiper power harness not avail for ROPS units-TBD	K220A40	\$289.00
V1311-96841	Single Point Lift Kit	K1X860A18	\$2,446.00
<b>PART 6</b>	<b>OTHER ACCESSORIES - (Refer to PARTS for Pricing)</b>		
77700-08974	Rear View Observation Camera Kit		
70000-73274	Engine Block Heater		
77700-04752	Radio AM / FM / WB / MP3		
77700-04757	Radio AM / FM / WB / Bluetooth		
70090-40007	Counterweight (order 4) with the following hardware		
	01176-51675 <i>Bolt, M16-1x75mm (order 4)</i>		
	04512-70160 <i>Washer, Lock (order 4)</i>		
	RD451-19180 <i>Washer (order 4)</i>		

## Model Upgrade SSV75

### SSV75 Skid Steer Loader

#### FEATURES

Vertical Lift Path Loader Frame  
Standard Front Quick Coupler, Float Standard  
Hydraulic Quick Coupler Option  
One Way Self-Leveling with Kubota Shock-less Ride (KSR) Option  
Loader Boom Lock  
Open ROPS & Air Conditioned ROPS/FOPS Cab Models  
Adjustable, Vinyl, Suspension Seat  
2" Retractable Seat Belt and 2-Piece Seat Bar  
12V Electric Outlet  
20.9 gpm Auxiliary Hydraulics, 30.4 gpm High Flow Hydraulics Option with Multi-Function Controls and 14-pin coupler  
Direct To Tank Return Line  
12x16.5, 10PR Heavy-Duty Tires  
Two Speed Travel System  
Spring Applied Hydraulically Released (SAHR) Brakes  
Gear Drive Pumps & Variable Loader and High Flow Pumps (if equipped)  
Mechanical Hand & Foot Controls  
Electronic Dial Throttle  
Automatic Glow Plugs  
Key Switch Stop/Start System  
Self-Bleed Fuel System  
2 Front and 2 Rear Working Lights  
2 Front Corner Lights & 2 Rear Red Tail Lights  
Hour Meter, Engine Coolant Temperature and Fuel Gauges and Warning Lights  
Horn and Backup Alarm  
Lockable Fuel Cap Door  
Bolt On Grab Handles to enter machine

#### ENGINE

V3307 Kubota CR-TE4, Tier 4 Diesel Engine  
4-Cylinder, 4 Cycle, Turbo Charged  
74.3 Gross HP @ 2600 rpm  
3.3 L Displacement  
196 lbf-ft Peak Torque

#### DIMENSIONS

Cab Height .....81.3"  
Width over wheels.....71.8"  
Width with standard bucket .....75.0"  
Length without bucket .....115.0"  
Length with 74" standard bucket .....144.1"

#### OPERATIONAL DIMENSIONS

Operating Weight\*, SSV75\*, Open ROPS/FOPS Cab, Mechanical Quick Coupler.....8,157 lbs.  
Rated Operating Capacity (ROC) @ 50% of Tipping Load .....2,690 lbs.  
Tipping Load .....5,380 lbs.  
Auxiliary Hydraulics Flow .....20.9 / 30.4 gpm  
Travel Speed (Low / High) .....7.4 / 11.8 mph  
Reach @ Maximum Height .....36.9"  
Height to Hinge Pin .....128.3"  
Ground Clearance .....8.1"  
Traction Force .....8,494 lbf.

\* Includes operator's weight, 175 lbs.

#### BASIC UNITS (HAND & FOOT CONTROLS)

SSV75, Open ROPS/FOPS Cab, Mechanical Quick Coupler  
SSV75F, Open ROPS/FOPS Cab, High Flow Hydraulics  
Mechanical Quick Coupler  
SSV75FR, Open ROPS/FOPS Cab, High Flow Hydraulics,  
Self-Leveling with KSR, Mechanical Quick Coupler  
SSV75H, Open ROPS/FOPS  
Hydraulic Quick Coupler  
SSV75HF, Open ROPS/FOPS Cab, High Flow Hydraulics  
Hydraulic Quick Coupler  
SSV75HFR, Open ROPS/FOPS Cab, High Flow Hydraulics,  
Self-Leveling with KSR, Hydraulic Quick Coupler  
SSV75HR, Open ROS/FOPS Cab, Self-Leveling with KSR,  
Hydraulic Quick Coupler  
SSV75R, Open ROPS/FOPS Cab, Self-Leveling with KSR,  
Mechanical Quick Coupler  
SSV75HC, AC Enclosed Cab, Hydraulic Quick Coupler  
SSV75HFC, AC Enclosed Cab, High Flow Hydraulics,  
Hydraulic Quick Coupler  
SSV75HFRC, AC Enclosed Cab, High Flow Hydraulics,  
Self-Leveling with KSR, Hydraulic Quick Coupler  
SSV75HRC, AC Enclosed Cab, Self-Leveling with KSR,  
Hydraulic Quick Coupler

#### ISO-PILOT CONTROL UNITS

SSV75P, Open ROPS/FOPS Cab, Mechanical Quick Coupler  
SSV75PF, Open ROPS/FOPS Cab, High Flow Hydraulics  
Mechanical Quick Coupler  
SSV75PFR, Open ROPS/FOPS Cab, High Flow Hydraulics,  
Self-Leveling with KSR, Mechanical Quick Coupler  
SSV75PH, Open ROPS/FOPS  
Hydraulic Quick Coupler  
SSV75PHF, Open ROPS/FOPS Cab, High Flow Hydraulics  
Hydraulic Quick Coupler  
SSV75PHFR, Open ROPS/FOPS Cab, High Flow Hydraulics,  
Self-Leveling with KSR, Hydraulic Quick Coupler  
SSV75PHR, Open ROS/FOPS Cab, Self-Leveling with KSR,  
Hydraulic Quick Coupler  
SSV75PR, Open ROPS/FOPS Cab, Self-Leveling with KSR,  
Mechanical Quick Coupler  
SSV75PHC, AC Enclosed Cab, Hydraulic Quick Coupler  
SSV75PHFC, AC Enclosed Cab, High Flow Hydraulics,  
Hydraulic Quick Coupler  
SSV75PHFRC, AC Enclosed Cab, High Flow Hydraulics,  
Self-Leveling with KSR, Hydraulic Quick Coupler  
SSV75PHRC, AC Enclosed Cab, Self-Leveling with KSR,  
Hydraulic Quick Coupler

## SSV75

ORDER CODE	DESCRIPTION	APPROX. WEIGHT	PRICE
<b>PART 1</b>	<b>MODEL SSV75 BASIC UNITS (HAND &amp; FOOT CONTROLS)</b>		
<b>SSV75</b> With:	<b>SKID STEER LOADER BASIC UNIT</b> Open ROPS/FOPS Cab Mechanical Quick Coupler	8500	+\$6,645.00
<b>SSV75H</b> With:	<b>SKID STEER LOADER BASIC UNIT</b> Open ROPS/FOPS Cab Hydraulic Quick Coupler	8864	+\$7,031.00
<b>SSV75HF</b> With:	<b>SKID STEER LOADER BASIC UNIT</b> Open ROPS/FOPS Cab, High Flow Hydraulics, Hydraulic Quick Coupler, Multi-Function Ctls & 14-pin coupler	8157	+\$8,353.00
<b>SSV75HFC</b> With:	<b>SKID STEER LOADER BASIC UNIT</b> AC Enclosed Cab, High Flow Hydraulics, Hydraulic Quick Coupler, Multi-Function Ctls & 14-pin coupler	8157	+\$11,260.00





## SSV75

ORDER CODE	DESCRIPTION	APPROX. WEIGHT	PRICE
<b>PART 2</b>	<b>MODEL SSV75 ISO-PILOT CONTROL UNITS</b>		
<b>SSV75PHF</b> With:	<b>SKID STEER LOADER ISO-PILOT CONTROLS UNIT</b> Open ROPS/FOPS Cab, High Flow Hydraulics, Hydraulic Quick Coupler, Multi-Function Ctl's & 14-pin coupler	8864	+\$10,079.00
<b>SSV75PHFC</b> With:	<b>SKID STEER LOADER ISO-PILOT CONTROLS UNIT</b> AC Enclosed Cab, High Flow Hydraulics, Hydraulic Quick Coupler, Multi-Function Ctl's & 14-pin coupler	8864	+\$12,990.00

<b>PART 3</b>	<b>BUCKETS</b>		
	<b>QUICK ATTACH BUCKETS (standard duty)</b>		
AP-SL74SLT	74" Low Profile, Standard Floor, Teeth, Side Cutter, 15.8 cu-ft heaped capacity	541	\$148.00
AP-SL74SLC	74" Low Profile, Standard Floor, Bolt-On Cutting Edge, Side Cutter, 15.8 cu-ft heaped capacity	541	\$202.00
AP-SL74SLLT	74" Low Profile, Long Floor, Teeth, Side Cutter 19.7 cu-ft heaped capacity	541	\$250.00
AP-SL74SLLC	74" Low Profile, Long Floor, Bolt-On Cutting Edge, Side Cutter, 19.7 cu-ft heaped capacity	541	\$305.00

## SSV75

ORDER CODE	DESCRIPTION	APPROX. WEIGHT	PRICE
<b>PART 3</b>	<b>BUCKETS (Continued)</b>		
	<b>QUICK ATTACH BUCKETS (heavy duty)</b>		
AP-HD74LT	74" Heavy Duty, Low Profile, Standard Floor, Teeth, Side Cutter, 15.4 cu-ft heaped capacity	541	\$306.00
AP-HD74LC	74" Heavy Duty, Low Profile, Standard Floor, Cutting Edge, Side Cutter, 15.4 cu-ft heaped capacity	541	\$368.00
AP-HD74LLT	74" Heavy Duty Low Profile, Long Floor, Teeth, Side Cutter 19.2 cu-ft heaped capacity	541	\$420.00
AP-HD74LLC	74" Heavy Duty, Low Profile, Long Floor, Cutting Edge, Side Cutter, 19.2 cu-ft heaped capacity	541	\$481.00
	<i>Refer to Service Parts for replacement side cutters, cutting edges, and teeth on AP Buckets</i>		
<b>PART 4</b>	<b>ACCESSORIES</b>		
K9926	RETRACTABLE SEAT BELT OPTION (3" WIDE) As required in some states for OSHA compliance.	3	\$85.00
S6650	14-pin to 14-pin Adapter Harness Allows a user to control an attachment with a 14-pin electrical connector that does not use the Kubota pin-out configuration.	1	\$317.00
S6651	8-pin to 14-pin Adapter Harness Allows a user to control an attachment with an 8-pin Deutsch electrical connector.	1	\$298.00

SSV Grips, Harnesses, and Adapters					
GRIP STYLE	MODEL(s)	14-PIN HARNESS (order from parts) Required on units for attachments that require electrical inputs to control hydraulic solenoids or motors.	MULTIFUNCTION GRIP KIT DIA (order from parts) Needed if more than one electrical function is needed AND unit is a standard flow unit not already equipped with MF Grips.	14-PIN TO 14-PIN ADAPTER Allows a user to control an attachment with a 14-Pin electrical connector that does not use the Kubota pin-out configuration.	8-PIN TO 14-PIN ADAPTER Allows a user to control an attachment with an 8-pin Deutsch electrical connector
 SSV Hand & Foot Standard Grips	SSV65 Hand & Foot Controls	V1311-97101	V1311-96301	S6650	S6651
	SSV75 Hand & Foot Controls	V1411-97101			
 SSV ISO Pilot Controls Standard Grips	SSV65 ISO Pilot Controls	V1311-97101	V1311-97301		
	SSV75 ISO Pilot Controls	V1411-97101			

## SSV75

ORDER CODE	DESCRIPTION	FACTORY NUMBER	APPROX. WEIGHT	SUGGESTED LIST PRICE
	<b>REPLACEMENT CAB/ROPS FOR SSV65</b>			
	Complete package that is direct-fit to the main frame mounting points. Hydraulic hoses ready to fit into main manifold. Includes new "bolt-on" style grab handles. Lift-Assist gas struts are not included.			
SL6660	REPLACEMENT OPEN ROPS /SSV75 (Hand & Foot Ctl Units Only)	#N/A	#N/A	#N/A
SL6661A	REPLACEMENT CLOSED CAB/SSV75 (Hand & Foot Ctl Units Only)	S7K980A00	992	\$10,499.00
SL6664	Replacement Open ROPS /SSV65 (ISO Pilot Control Units Only)	S5K510A00	948	\$7,249.00
SL6665	Replacement Closed Cab/SSV65 (ISO Pilot Control Units Only)	S7K980A00	948	\$10,499.00
	SEE REPLACEMENT CAB & ROPS ADOPTION LIST			
<b>PART 6</b>	<b>ACCESSORIES - (available from PARTS)</b>			
V1411-96611	H-Pattern Conversion Kit <i>Beginning with SNs 50070 (JPN ) and 23041(KIE) for CAB units</i> <i>Beginning with SN 50442 (JPN) and 22934 (KIE) for ROPS units</i> ( Refer to PIB-2017-034)	K644A88		\$847.00
V1311-96501	Hydraulic Quick Coupler Conversion Kit	K731A73		\$961.00
V1411-96601	Self-Leveling	K501A94		\$660.00
V1311-96701	Ride Control (KSR)	K821A64		\$1,080.00
V1311-96201	Hazard lamp & Turn Signals (requires 14 Pin Coupler & Multi-Function Lever Kit	K163A10		\$213.00
V1311-96401	Bonnet (Rear Door) Lock Kit	K35A27		\$45.00
V1411-97101	14 Pin Coupler Harness	K243A20		\$319.00
V1311-96301	Multi-Function Lever Kit (for Hand & Foot Control Models Only)	K440A80		\$579.00
V1311-97301	Multi-Function Lever Kit (for ISO Pilot Controls Only)	K494A00		\$649.00
77700-06360	Wiring Harness, Airsus	K40A28		\$52.00
77700-06361	Air Ride Seat, requires Airsus Wiring Harness 7770-06360	K615A60		\$809.00
V1311-96821	SSV Special Application Door Door Completion Kit required for ROPS units	K2X362A68		\$3,107.00
V1311-96801	SSV Front Glass Kit	K881A60		\$1,159.00
V1311-96811	SSV ROPS Door Completion Kit (needed to install any door on ROPs units) Wiper power harness not avail for ROPS units-TBD	K220A40		\$289.00
V1311-96841	Single Point Lift Kit	K1X86A18		\$2,446.00
<b>PART 7</b>	<b>OTHER ACCESSORIES - (Refer to PARTS for Pricing)</b>			
77700-08974	Rear View Observation Camera Kit			
70000-73274	Engine Block Heater			
77700-04752	Radio AM / FM / WB / MP3			
77700-04757	Radio AM / FM / WB / Bluetooth			
70090-40007	Counterweight (order 6 with the following hardware) RD451-42190 Bolt, M16-1x110mm (order 4) 04512-70160 Washer, Lock (order 4) RD451-19180 Washer (order 4)			
77700-07225	Hose Stay			
V1411-28310	12x16.5 Tire Assy (L, 10PR) Over the Tire Width = 71.8"			
V1411-28410	12x16.5 Tire Assy (R, 10PR) Over the Tire Width = 71.8"			

## Model Upgrade R430

### R430 Articulated Wheel Loader

#### ENGINE

D1803-CR-TIE4-WL5 Tier 4 Kubota Diesel Engine  
3 Cylinder, 4 Cycle  
44.5. Net HP @ 2600 rpm (SAE J1349)

#### FEATURES:

Turbocharged  
5 Second Pre Heat System  
Auto Air Bleed Fuel System  
E-TVCS - Low Emissions Design

#### FEATURES

One Speed Transmission  
Push Button Travel Speed Limiter Switch in Loader Lever  
"LST"- Load Sensing Transmission  
Articulated Steering, Frame Oscillation  
Quick Attaching System Front and Rear, Standard  
Weight Adjustable Suspension Seat, Standard  
Limited Slip Differential (Front), Standard

#### SAMPLE R430R1 LOADER

#### EQUIPPED WITH:

K9716 Hydraulic Quick Coupler  
K9163A General Purpose Bucket 0.5 cu yd  
K9931A - 1,500 lbs Counter Weight

#### DIMENSIONS:

Operating Weight	7,758 lbs
Overall Length (w/Bucket & Weight)	171.0"
Overall Height (W/ 2 - Post ROPS/FOPS)	99"
Overall Width (w/o Bucket)	60"

#### BASIC UNITS

R430R1 with:  
2-Post ROPS/FOPS  
Limited Slip Differential  
without:  
Quick Coupler  
Buckets  
Rear Counter Weight

#### SAMPLE R430R1 LOADER & BACKHOE

#### EQUIPPED WITH:

K9715 Mechanical Quick Coupler  
K9163A General Purpose Bucket 0.5 cu yd  
RBK4009SA 9' Maximum Digging Depth Backhoe  
K7861A 18 inch Backhoe Bucket

#### DIMENSIONS:

Operating Weight	9,363 lbs
Overall Length (w/Bucket & Backhoe)	187.8"
Overall Height (w/o Bucket)	99"
Overall Width (W/ 2 - Post ROPS/FOPS)	60"

#### OPERATIONAL DIMENSIONS

Bucket Capacity (SAE J742)	0.5 cu yd
Tipping Load Straight w/Bucket and 1,500 lbs Counter Weight (SAE Rating)	5,335 lbs
Tipping Load Straight w/Pallet Forks and 1,500 lbs Counter Weight (SAE Rating)	3,008 lbs
Hinge Pin Height	9' 2"
Dump Height at Fully Raised Position	7' 2"
Maximum Dump Angle	44°
Reach Fully Raised at Maximum Dump Angle	33.0"
Loader Bucket Breakout Force	5215 lbs
Steering Angle (each way)	40°
Frame Oscillation Angle (Total)	8°
Standard Tire Size (Bridgestone)	12.5/70-16 8 ply
Draw Bar Pull	5,485 lbs
Auxiliary Hydraulic Flow	11.1 GPM

## R430

ORDER CODE	DESCRIPTION	APPROX. WEIGHT	PRICE
<b>PART 1</b>	<b>MODEL R430R1 BASIC UNIT</b>		
R430R1	WHEEL LOADER BASIC UNIT With: • ROPS/FOPS Canopy • Limited Slip Differential	7275	+\$7,876.00
R430R3	WHEEL LOADER BASIC UNIT With: • ROPS/FOPS Cab with Heat and Air • Limited Slip Differential	7825	+\$12,151.00
<b>PART 2</b>	<b>QUICK COUPLER</b>		
	SPECIAL NOTES: A quick coupler must be ordered to connect all R430 attachments. The mounting pins and retaining plates included with the wheel loader are required to install the quick couplers.		
K9715	MECHANICAL QUICK COUPLER Skid Steer Loader Style.	245	\$1,931.00
K9716	HYDRAULIC QUICK COUPLER Skid Steer Loader Style. Includes hydraulic fittings and hoses.	230	\$2,417.00
<b>PART 3</b>	<b>COUNTER WEIGHT</b>		
K9931A	1,500 lbs. COUNTER WEIGHT Quick Attach With: 70090-33605 Counter Weight Retaining Pins, 2 pcs. 70090-33607 Eye Bolt 70090-33606 Hitch Pin	1500	\$2,758.00
<b>PART 4</b>	<b>LOADER BUCKETS</b>		
K9163A	GENERAL PURPOSE BUCKET 62.0 inch 0.50 cu. yd. Quick Attach	415	\$1,930.00
K9723	BOLT-ON CUTTING EDGE 62" for K9163A	75	\$612.00
K9164	LIGHT MATERIAL BUCKET 68.0 inch 0.75 cu. yd. Quick Attach	541	\$1,990.00

## R430

ORDER CODE	DESCRIPTION	APPROX. WEIGHT	PRICE
<b>PART 5</b>	<b>Attachments</b>		
K9719	Loader Bucket "auto" leveler kit Provides a return to dig function		\$ 719.00
K9795	CCV Heater Kit	TBD	TBD
K9796	Pre-Cleaner Kit Air Filter Pre-Cleaner kit for enhanced <u>engine air</u> filtering		\$ 219.00
K9731	( LED ) Work Light Package Provides increased lighting over standard Halogen	9	\$234.00
<b>PART 6</b>	<b>BACKHOE</b>		
RBK4009S	BACKHOE w/ (SIDE SHIFT TYPE) Without Bucket. Quick Attach. Seat Turntable Kit And Remote Throttle Included. Compatible With 2-Post Canopy Or Cab. Cab Installation Requires K4009 Kit. (previous R420s color scheme) Subject to availability  9' 3" Maximum Digging Depth And 4,100 Lbs. Bucket Breakout Force. 2755 lbs Dipper Stick Breakout Force, 986 lbs Boom Cylinder Lift Capacity, 1,015 lbs Dipper Stick Lift Capacity, 180° Swing Angle.	1605	\$17,830.00
RBK4009SA	Same specifications as listed above (only slight color variation for new R430 application)	1605	\$18,187.00
K4009	Backhoe Cab Conversion Kit (previous R420s color scheme) Subject to availability	200	\$1,775.00
K4009A	Same as K4009 (only slight color variation for new R430 application)	200	\$2,799.00
	<b>BACKHOE BUCKETS FOR RBK4009S &amp; RBK4009SA</b>		
K7710A	12 inch 1.34 cu. ft. BUCKET	130	\$962.00
K7711A	16 inch 1.98 cu. ft. BUCKET	153	\$1,032.00
K7861A	18 inch 2.30 cu. ft. 3 HOLE, H.D. BUCKET	159	\$1,148.00
K7713A	24 inch 3.29 cu. ft. BUCKET	192	\$1,163.00

## Model Upgrade R530

### R530 Articulated Wheel Loader

#### ENGINE

V2607 Tier 4 Final Kubota Diesel Engine  
4 Cylinders, 4 Cycle  
47.9 Net HP @ 2400 rpm (SAE J1349)

#### FEATURES:

5 Second Quick Preheat System  
Automatic Regeneration  
Dual Element Air Cleaner  
Fuel / Water Separator  
Refueling Assistant  
Self-Bleed Fuel System

#### BASIC UNITS

##### R530R41 with:

4-Post ROPS/FOPS Canopy  
100% On-Demand Differential Lock  
Rear Counter Weight

##### Without:

Quick Coupler  
Buckets  
Options

##### R530R43 with:

ROPS/FOPS A/C Cab  
100% On-Demand Differential Lock  
Rear Counter Weight

##### Without:

Quick Coupler  
Buckets  
Options

#### FEATURES

±40° Articulated Steering, 8° Frame Oscillation  
2 Head Lights, Front and Rear Signal Lights  
Articulation Transport Lock  
Auxiliary Hydraulics @ 14.2 gpm. Single Lever  
Digital Control Panel w/ Diagnostics  
FOPS (Falling Object Protective Structure, Level 1, ISO 3449)  
Grease Gun Holder  
Hybrid Link Loader System, Loader Arm Support  
Hydraulic Quick Coupler In-Cab Control  
Hydrostatic Transmission w/ Two Speeds  
Inching and brake pedal, Left Side  
Maintenance Free Battery  
Multifunction Operating Lever w/ Lockouts, Float, Mechanical Linkage, Direction and speed control  
On Demand, 100% Differential Lock  
Parking Brake, Spring Applied, Hydraulic Release  
Power Steering, Tilt Steering Wheel w/ Steering Knob  
Radio Ready (Cab Model Only)  
Retractable Seat Belt  
ROPS (Roll-over Protective Structure, ISO 3471)  
Service Brakes, Wet Type Disk Brakes, Enclosed  
Side Mirrors, 12V Power Outlet  
SSL Type or Euro Type Quick Couplers  
Suspension Seat w/ Headrest  
Cup Holder  
Towing Pin

#### OPERATIONAL DIMENSIONS w/ SSL Coupler

Bucket Capacity (SAE J742)	0.85 cu yd.
Tipping Load Straight w/ Bucket (SAE Rating)	6,041 lbs.
Tipping Load Straight w/ Pallet Forks (SAE Rating)	4,674 lbs
Hinge Pin Height	10' 7"
Dump Height at Fully Raised Position	8' 0"
Maximum Dump Angle	44°
Reach Fully Raised at Maximum Dump Angle	2' 9"
Loader Bucket Breakout Force	7,761 lbs.
Steering Angle (each way)	40°
Frame Oscillation Angle (Total)	8°
Standard Tire Size (Bridgestone)	365/70 R18 8 ply
Traction Force	6,540 lbs
Auxiliary Hydraulic Flow	14.2 gpm @ 2,700 psi

## R530

ORDER CODE	DESCRIPTION	APPROX. WEIGHT	PRICE
<b>PART 1</b>	<b>MODEL R530 BASIC UNIT</b>		
R530R41	WHEEL LOADER BASIC UNIT With: • 4-Post ROPS/FOPS Canopy • 100% On-Demand Differential Lock • Counterweight	9128	+\$19,596.00
R530R43	WHEEL LOADER BASIC UNIT With: • A/C ROPS/FOPS Cab • 100% On-Demand Differential Lock • Counterweight	9128	+\$25,840.00
<b>PART 2</b>	<b>QUICK COUPLERS</b>  A quick coupler must be ordered to connect all R530 attachments. Not approved for use with SSL or CTL ground engaging attachments such as a SSL or CTL buckets or forks.		
K7170	MECHANICAL SSL QUICK COUPLER Skid Steer Loader Style. Auxiliary hydraulic fittings optional.	96	\$2,538.00
K7171	HYDRAULIC SSL QUICK COUPLER Skid Steer Loader Style. Includes hydraulic fittings and hoses. Auxiliary hydraulic fittings included.	256	\$3,387.00
K7181	HYDRAULIC EURO QUICK COUPLER Pin and hook Euro Style. (Unique to Kubota wheel loader) AG attachments will not fit Includes hydraulic fittings and hoses. Auxiliary hydraulic fittings included.	172	\$2,988.00
<b>PART 3</b>	<b>LOADER ATTACHMENTS / ACCESSORIES</b>		
	<b>SSL QUICK COUPLER ATTACHMENTS</b>		
K7172	72" GENERAL PURPOSE BKT. (0.85 yd <sup>3</sup> ) for SSL QC	610	\$2,623.00
K7173	74" LIGHT MATERIAL BKT. (1.0 yd <sup>3</sup> ) for SSL QC	610	\$2,385.00
K7177	48" Pallet Forks for SSL QC	446	\$1,866.00
K7178	Auxiliary Hydraulic Kit for Mechanical Coupler Includes 2 hydraulic ports to be added to the mechanical coupler to provide auxiliary hydraulic power to attachments	21	\$649.00
K7179	Hydraulic Conversion Kit for Mechanical Coupler Converts Mechanical coupler to Hydraulic Coupler	96	\$1,507.00



## R530

ORDER CODE	DESCRIPTION	APPROX. WEIGHT	PRICE
<b>LOADER ATTACHMENTS / ACCESSORIES (Cont.)</b>			
<b>EURO QUICK COUPLER ATTACHMENTS</b>			
K7182	72" GENERAL PURPOSE BKT. (0.85 yd <sup>3</sup> ) for EURO QC *Euro QC not compatible with older 510 model	610	\$2,62.00
K7183	74" LIGHT MATERIAL BKT. (1.0 yd <sup>3</sup> ) for EURO QC *Euro QC not compatible with older 510 model	610	\$2,38.00
K7186	48" PALLET FORKS for EURO QC	473	\$1,86.600
K9724	BOLT-ON CUTTING EDGE for 72" Bucket	90	\$309.00
K7176	BOLT-ON CUTTING EDGE for 74" Bucket	75	\$317.00
K7196	KSR (KUBOTA SHOCKLESS RIDE ACCUMULATOR) for serial number < 11252	97	\$2,554.00
K7188	KSR (KUBOTA SHOCKLESS RIDE ACCUMULATOR) For serial number 11253 >	97	\$2,554.00
<b>PART 4 TIRES</b>			
R5511-24300	STANDARD TIRE — RIGHT AND LEFT Dunlop 365/70 R18 8-ply Steel Belted Radial With Wheel Assembly In base price of all R530 Models.	186	
<b>PART 5 REPLACEMENT CANOPIES, CABS, ACCESSORIES</b>			
K7190	REPLACEMENT 4-POST ROPS/FOPS CANOPY	242	\$2,496.00
K7191	REPLACEMENT ROPS / FOPS CAB Filtered and Pressurized. The K7191 cab is configured as a replacement for damaged factory mounted cabs. It does not include tractor mounted components. Refer to illustrated parts list to order these components	704	\$6,345.00
K7199	INCHING PEDAL, RIGHT SIDE For Serial # 10169 and above	7	\$183.00
K7160	BUCKET POSITION INDICATOR KIT / R530	4	\$172.00
K7193	REAR WORKING LIGHT FOR CAB MODELS	9	\$319.00
K7194	REAR WORKING LIGHT FOR CANOPY MODELS	4	\$235.00
K7195	TOOL BOX FOR CAB MODELS	10	\$392.00
K7197	RIGHT SIDE WRIST REST FOR CANOPY MODELS	3	\$225.00
K7198	RIGHT SIDE WRIST REST FOR CAB MODELS	3	\$225.00
K9926	3" Seat Belt Kit	3	\$83.00
<b>PART 6 OPTIONAL PARTS</b>			

PART NO.	DESCRIPTION
70000-00776	Block heater replaces (70000-00771)
77700-04755	AM/FM/CD/USB/WB/Bluetooth®/iPhone®/iPod®/SiriusXM-Ready™ Stereo Includes 9-pin to DIN harness adapter, Mounting kit, Instructions \$266.00
77700-04754	AM/FM/WB/iPhone®/iPod®/SiriusXM-Ready™ Stereo Includes 9-pin to DIN harness adapter, Mounting kit, Instructions
77700-04753	AM/FM/WB Radio Includes 9-pin to DIN harness adapter, Mounting kit, Instructions
77700-08686	flashing strobe w/ vacuum mag mount Rotating Beacon, Class 1, halogen (beacon light only)
77700-08687	w/mag mount \$194.00

## Model Upgrade R630

### R630 Articulated Wheel Loader

#### ENGINE

V2607 Tier 4 Final Kubota Diesel Engine  
4 Cylinders, 4 Cycle, Turbocharged  
61.2 Net HP @ 2400 rpm (SAE J1349)

#### FEATURES:

5 Second Quick Preheat System  
Automatic Regeneration  
Dual Element Air Cleaner  
Fuel / Water Separator  
Refueling Assistant  
Self-Bleed Fuel System

#### BASIC UNITS

##### R630R41 with:

4-Post ROPS/FOPS Canopy  
100% On-Demand Differential Lock  
Rear Counter Weight

##### Without:

Quick Coupler  
Buckets  
Options

##### R630R43 with:

ROPS/FOPS A/C Cab  
100% On-Demand Differential Lock  
Rear Counter Weight

##### Without:

Quick Coupler  
Buckets  
Options

#### FEATURES

±40° Articulated Steering, 8° Frame Oscillation  
2 Head Lights, Front and Rear Signal Lights  
Articulation Transport Lock  
Auxiliary Hydraulics @ 17.8 gpm.  
Auxiliary Flow Control for Attachment Mode  
Digital Control Panel w/ Diagnostics  
FOPS (Falling Object Protective Structure, Level 1, ISO 3449)  
Grease Gun Holder  
Hybrid Link Loader System, Loader Arm Support  
Hydraulic Quick Coupler In-Cab Control  
Hydrostatic Transmission w/ Five Speeds, Four Modes  
Inching and Brake Pedal, Left Side  
Maintenance Free Battery  
Multifunction Controller w/ Lockouts, Float, Direction and Speed Control, Auxiliary Hydraulics Proportional Control, Pilot operated  
On Demand, 100% Differential Lock  
Parking Brake, Spring Applied, Hydraulic Release  
Power Steering, Tilt Steering w/ Steering Knob  
Radio Ready (Cab Model Only)  
Retractable Seat Belt  
ROPS (Roll-over Protective Structure, ISO 3471)  
Side Mirrors, 12V Power Outlet  
Service Brakes, Wet Type Disk Brakes, Enclosed  
SSL Type or Euro Type Quick Couplers  
Suspension Seat w/ Headrest, Left Arm Rest  
Cup Holder  
Towing Pin  
Wrist Rest, Right Side, Adjustable

#### OPERATIONAL DIMENSIONS w/ Euro Coupler

Bucket Capacity (SAE J742)	1.0 cu yd.
Tipping Load Straight w/ Bucket (SAE Rating)	7,606 lbs.
Tipping Load Straight w/ Pallet Forks (SAE Rating)	5,842 lbs
Hinge Pin Height	10' 8"
Dump Height at Fully Raised Position	8' 3"
Maximum Dump Angle	45°
Reach Fully Raised at Maximum Dump Angle	2' 6"
Loader Bucket Breakout Force	10,415 lbs.
Steering Angle (each way)	40°
Frame Oscillation Angle (Total)	8°
Standard Tire Size (Bridgestone)	405/70 R18 8 ply
Traction Force	8,593 lbs
Auxiliary Hydraulic Flow	17.8 gpm @ 3,000 psi

## R630

ORDER CODE	DESCRIPTION	APPROX. WEIGHT	PRICE
<b>PART 1</b>	<b>MODEL R630 BASIC UNIT</b>		
R630R41	WHEEL LOADER BASIC UNIT With: • 4-Post ROPS/FOPS Canopy • 100% On-Demand Differential Lock • Counterweight	10054	+\$30,438.00
R630R43	WHEEL LOADER BASIC UNIT With: • A/C ROPS/FOPS Cab • 100% On-Demand Differential Lock • Counterweight	10054	+\$36,681.00
<b>PART 2</b>	<b>QUICK COUPLERS</b>  A quick coupler must be ordered to connect all R630 attachments. Not approved for use with SSL or CTL ground engaging attachments such as a SSL or CTL buckets or forks.		
K7170	MECHANICAL SSL QUICK COUPLER Skid Steer Loader Style. Auxiliary hydraulic fittings optional.	96	\$2,538.00
K7171	HYDRAULIC SSL QUICK COUPLER Skid Steer Loader Style. Includes hydraulic fittings and hoses. Auxiliary hydraulic fittings included.	256	\$3,387.00
K7181	HYDRAULIC EURO QUICK COUPLER Pin and hook Euro Style. (Unique to Kubota wheel loader) AG attachments will not fit Includes hydraulic fittings and hoses. Auxiliary hydraulic fittings included.	172	\$2,988.00
<b>PART 3</b>	<b>LOADER ATTACHMENTS / ACCESSORIES</b>		
	<b>SSL QUICK COUPLER ATTACHMENTS</b>		
K7174	74" General Purpose Bucket (1.0 yd <sup>3</sup> ) for SSL QC	610	\$2,921.00
K7175	74" Light Material Bucket (1.5 yd <sup>3</sup> ) for SSL QC	610	\$2,921.00
K7177	48" Pallet Forks for SSL QC	446	\$1,866.00
K7178	Auxiliary Hydraulic Kit for Mechanical Coupler Includes 2 hydraulic ports to be added to the mechanical coupler to provide auxiliary hydraulic power to attachments	21	\$649.00
K7179	Hydraulic Conversion Kit for Mechanical Coupler Converts Mechanical coupler to Hydraulic Coupler	96	\$1,507.00

## R630

ORDER CODE	DESCRIPTION	APPROX. WEIGHT	PRICE
<b>LOADER ATTACHMENTS / ACCESSORIES (Cont.)</b>			
<b>EURO QUICK COUPLER ATTACHMENTS</b>			
K7184	74" GENERAL PURPOSE BKT. (1.0 yd <sup>3</sup> ) for EURO QC	610	\$2,921.00
K7185	74" LIGHT MATERIAL BKT. (1.5 yd <sup>3</sup> ) for EURO QC	610	\$2,921.00
K7186	48" PALLET FORKS for EURO QC	473	\$1,866.00
K7176	BOLT-ON CUTTING EDGE for 74" Bucket	75	\$317.00
K7196	KSR (KUBOTA SHOCKLESS RIDE ACCUMULATOR) For serial number <11312	97	\$2,554.00
K7188	KSR (KUBOTA SHOCKLESS RIDE ACCUMULATOR) for serial number 11313>	97	\$2,554.00
<b>PART 4 TIRES</b>			
R5611-24300	STANDARD TIRE — RIGHT AND LEFT Dunlop 405/70 R18 8-ply Steel Belted Radial With Wheel Assembly In base price of all R630 Models.	205	
<b>PART 5 REPLACEMENT CANOPIES, CABS, ACCESSORIES</b>			
K7190	REPLACEMENT 4-POST ROPS/FOPS CANOPY	242	\$2,496.00
K7191	REPLACEMENT ROPS / FOPS CAB Filtered and Pressurized.	704	\$6,345.00
The K7191 cab is configured as a replacement for damaged factory mounted cabs. It does not include tractor mounted components. Refer to illustrated parts list to order these components			
K7199	INCHING PEDAL, RIGHT SIDE For Serial # 10215 and Above	7	\$183.00
K7161	BUCKET POSITION INDICATOR / R630	7	\$172.00
K7193	REAR WORKING LIGHT FOR CAB MODELS	9	\$319.00
K7194	REAR WORKING LIGHT FOR CANOPY MODELS	4	\$235.00
K7195	TOOL BOX FOR CAB MODELS	10	\$392.00
K9926	3" Seat Belt Kit	3	\$83.00
<b>PART 6 OPTIONAL PARTS</b>			

PART NO.	DESCRIPTION
70000-00776	Block heater replaces (70000-00771)
77700-04755	AM/FM/CD/USB/WB/Bluetooth®/iPhone®/iPod®/SiriusXM-Ready™ Stereo
	Includes 9-pin to DIN harness adapter, Mounting kit, Instructions
77700-04754	AM/FM/WB/iPhone®/iPod®/SiriusXM-Ready™ Stereo
	Includes 9-pin to DIN harness adapter, Mounting kit, Instructions
77700-04753	AM/FM/WB Radio
	Includes 9-pin to DIN harness adapter, Mounting kit, Instructions
77700-08686	Strobe Light, Class 2, LED, flashing strobe w/ vacuum mag mount
77700-08687	Rotating Beacon, Class 1, halogen (beacon light only) w/mag mount