

**KELLY TRACTOR****XL 20 Tag Standard Specs**

XL 24 TAG CAPACITY: 24,000 LB OVERALL OAW: 102"	MAIN DECK 34" LOADED DECK HEIGHT 2" X 8" TREATED PINE DECKING STEEL OVER WHEELS T-1 FLANGE, 80K WEB 3" CHANNEL CROSSMEMBERS ON 16" CENTERS 5" X 3" X 1/4" ANGLE IRON MAIN FRAME PIERCED BEAMS FORMED STEP ON FRONT OF DECK 12" X 12" X 48" TOOLBOX IN FRONT STAKE POCKETS & RUB RAIL 5' SELF-CLEANING BEAVER TAIL WITH 15° LOAD ANGLE (2) 5' FLIP OVER SPRING ASSIST RAMPS (SELF-CLEANING) GRAB HANDLES ON RAMPS MUDFLAPS	SUSPENSION SPRING/DEXTER AXLES (2) 12,000 LB 48 1/2" AXLE SPACING ELECTRIC BRAKES WITH BREAK AWAY SWITCH	WHEELS AND TIRES 16" STEEL RIMS 235 / 80R / 16 TIRES LIGHTING SEALED WIRING HARNESS RUBBER MOUNTED LED LIGHTS 2 TAIL LIGHT PACKAGE
--	---	--	--

XL 20 Tag Options**Gooseneck**

- ☐ Narrow semi neck hook-up gooseneck
- ☐ Gooseneck ball style 2 5/16"
- ☐ Platform on neck

Main Deck

- ☐ 20' long (OAL: 31' 2")
- ☐ 21' long (OAL: 32' 2")
- ☐ 22' long (OAL: 33' 2")
- ☐ 23' long (OAL: 34' 2")
- ☐ 24' long (OAL: 35' 2")
- ☒ 25' long (OAL: 36' 2")
- ☐ 4" JR. I-beam crossmembers in lieu of 3" channel
- ☐ Electric jack
- ☒ Stake pockets
- ☐ 6 Stake pockets per side
- ☐ Additional 2" side clearance lights
- ☐ Clearance light pairs
- ☐ Amber strobe tail lights
- ☐ Additional D-ring
- ☐ D-ring pairs
- ☐ 6' wood filled beaver tail with 6' ramps
- ☐ Wood on ramps
- ☐ 3rd load ramp
- ☐ 1 5/8" raised Oak decking
- ☐ 2" raised Oak decking
- ☐ Wood-filled beaver tail
- ☐ 6' x 42" hydraulic ramps
- ☐ 6' x 42" air ramps

VIN

- ☐ Foreign VIN
- ☒ Domestic VIN

Notes

(2) 10K AXLES

Wheels/Tires/Axles

- ☒ Weld-on mount for spare tire
- ☐ Bolt-on mount for spare tire
- ☒ Spare tire and wheel
- ☐ Aluminum wheels (inside)
- ☐ Aluminum wheels (outside)
- ☐ Customer supplied mud flaps
- ☐ Dust shields
- ☐ PSI tire inflation
- ☐ Air brakes

Suspension Options

- ☐ Air ride with ride height control (no lift axle)
- ☐ Lift axle (must have air ride)
- ☐ Manual dump valve (must have air ride)

Paint/Decals

- ☒ Black
 - ☐ Red
 - ☐ New Cat Yellow
 - ☐ Non-standard paint colors
 - ☐ Non-standard metallic paint
- Paint Code




XL TAG TRAILERS



FEATURES

- Available in four capacities: 24,000 lbs; 40,000 lbs; 50,000 lbs & 60,000 lbs
- T-1 flange, 80K web
- 8" channel side rails
- Formed step on front of deck
- Wood-filled beavertail
- 2 tail light package
- Sealed wiring harness
- 8 d-rings per side



VERSATILE SPECS AVAILABLE

XL Tags are available as a two or three axle, in four capacities with a variety of deck lengths. Choose the deck length that works for you. Add suspension options such as air ride, a lift axle or a manual dump valve for added versatility.

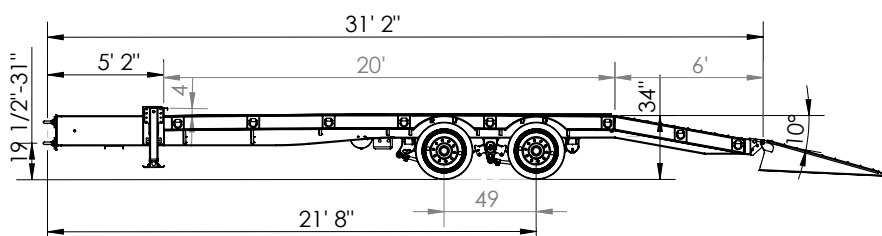
OPTIONS FOR YOUR NEEDS

Load your equipment with ease. XL Tags come with a 6' beaver tail with a 10 degree load angle, and two flip over self-cleaning spring assist ramps. Use the grab handles to flip over. Add wood on ramps or even a third center loading ramp.

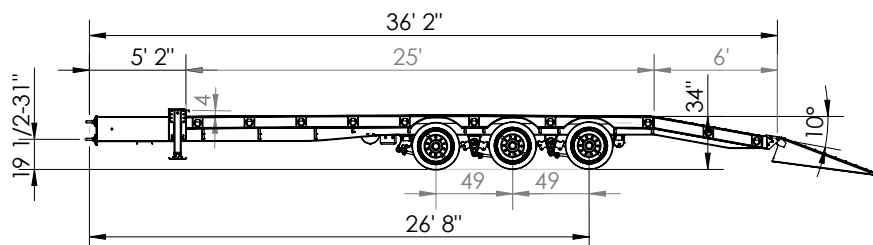
DESIGNED FOR YOU. BUILT TO LAST.

www.xlspecializedtrailer.com | 877.283.4852

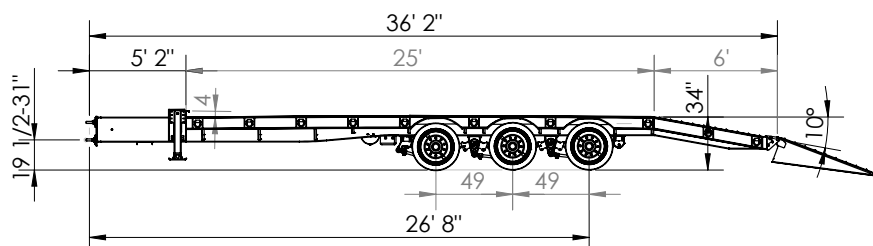
XL TAG TRAILER SPECS



XL 40 TAG
CAPACITY: 40,000 LB OVERALL
OAL: 31' 2" - 36' 2" | OAW: 102"



XL 50 TAG
CAPACITY: 50,000 LB OVERALL
OAL: 36' 2" - 41' 2" | OAW: 102"



XL 60 TAG
CAPACITY: 60,000 LB OVERALL
OAL: 36' 2" - 41' 2" | OAW: 102"

XL 24 TAG ALSO AVAILABLE

GOOSENECK

pintle hitch
5' 2" tongue
adjustable pintle hitch 19 1/2" - 31"
4" head board
dual speed landing gear,
toolbox in tongue
safety chains, grade 70

MAIN DECK

40 TAG: 20' - 25' long
50, 60 TAG: 25' - 30' long
34" loaded deck height
1 5/8" raised Oak decking
steel over wheels
T-1 flange, 80K web
4" jr. i-beam cross members
on 16" centers
8" channel side rails
main frame pierced beams
formed step on front of deck
8 d-rings per side
6' wood filled beaver tail,
with 10° load angle

(2) 6' flip over spring
assist ramps (self cleaning)
grab handles on ramps
mudflaps

SUSPENSION

spring H-9700

AXLES

40 TAG: (2) 20,000 lb
50, 60 TAG: (3) 20,000 lb
49" axle spacing
12 1/4" x 7 1/2" brakes
spring brakes on 1 axle

WHEELS AND TIRES

17.5" steel rims
235 / 70R / 17.5 tires

LIGHTING

sealed wiring harness
rubber mounted LED lights
2 tail light package

PAINT

black, IH red, CAT yellow
air & electric done after paint

PAINT OPTIONS

non-standard paint colors
non-standard metallic paint

WARRANTY

1 year structural
1 year paint

AVAILABLE MODELS

XL 24 TAG
XL 40 TAG
XL 50 TAG
XL 60 TAG

DESIGNED FOR YOU. BUILT TO LAST.

www.xlspecializedtrailer.com | 877.283.4852