



ENGINE: 90 HP Turbo Diesel; Heavy duty radiator with high flow fan with reversing, clean out valve; Canister style air cleaner with pre-cleaner; Electric start with engine pre-heat; Full engine gauge package; 30-gallon fuel tank. POWER TRAIN: Hydrostatic, variable displacement piston transmission pump; Two, heavy-duty, 4-wheel drive, steerable axles with parking and service brake; 3 steering modes – 4-wheel round, front wheel and 4-wheel crab; GVW (without attachments): Approximately 9000 lbs. TRAVEL SPEED: Work Mode – Variable 0-5 MPH Travel Mode – Variable 0-20 MPH. COMFORT, CONVENIENCE & SAFETY: Full air ride, suspension seat; Certified ROPS Canopy with AC, Heat, AM/FM radio with Bluetooth; Tilt steering column with horn; Seat belt with safety switch; Turn Signals and brake lights; Flashing safety lights as well as DOT reflector tape. ATTACHMENT OPTIONS: Front lift arms with universal skid steer mounting plate for 10+ skid steer attachments: Broom/sweeper; 90-inch rotary mower; 88 in flail mower; Dozier blade; Stump grinder; Pallet forks; Cold planer; Big roll sod installer; Landscape rake; Rotary tiller. Right side rotary mower; Right side flail mower; Right side boom/reach mower; 15 ft belly mower; CONDITIONS: In addition to equipment specified, mower will be equipped with all standard equipment as specified by the manufacturer for this model and shall comply with all EPA emission standards and all motor vehicle standards as established by the US Department of Transportation regarding the manufacturer of motor vehicles.

Meets or exceeds all requirements of Spec 398

Dimensions & Weights	MX	MXC	MXC LP
MX Width: 60 - 65 inch (depends on tire choice)	60 - 65 inch	50 - 65 inch	50 - 65 inch
MX Height: 85 - 87 inch (depends on tire choice)	85 - 87 inch	85 - 87 inch	78 - 81 inch
Length	156.5 inch		
Wheel Base	90.6 inch		
Unladen Weight	7496 lbs		
Axle Capacity (front)	7716 lbs		
Axle Capacity (rear)	9920 lbs		
Towing Capacity	7716 lbs		
Gross Load	15432 lbs		
Turning Radius	155.5 inch		
Noise Level	less than 66dB (as per CE 2009/76/EC)		
Engine			
Manufacturer	Deutz		
Power:	100 HP/120 HP		
Displacement	3.6 L		
Emissions Class:	Tier 4 i		
Alternator	120 AMP		
Diesel Tank Capacity	23.75 gallon		
Power Train			
Drive	4 wheel hydrostatic closed loop drive with 2 stage differential lock		
Transmission	2 speed heavy duty hydrostatic drive with work and automotive modes		
drive modes	Full automatic control for normal drive. Work mode: Fixed engine speed and variable travel speed when operating an implement.		
braking system	Parking Brake Multidisc parking brake on rear wheels, automatically engages when driver is not in seat		
Steering			
Type	Hydrostatic pivot steer		
Hydraulics			
Standard:			
	Load-sensing front PTO hydraulics, flow 0-31.7 GPM , operating pressure 5070 PSI		
Optional:			
	Load-sensing hydraulic rear PTO, flow 0 – 31.7 gallon, operating pressure – up to 5070 psi		
	Front hydraulic functions – flow 8 gallons,		
	Up to 3 double-acting sections (1 standard),		
	Up to 2 single acting sections (1 standard)		

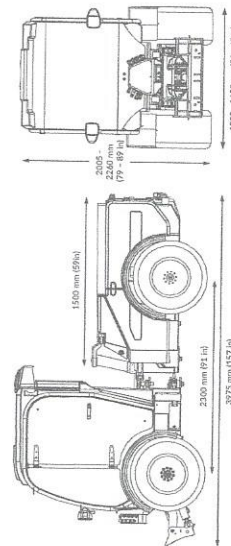
	High pressure carry-over: flow 8 gallon, operating pressure 3200 psi
Rear hydraulic functions	flow 8 gallon, operating pressure 3200 psi
	Up to 1 double-acting section (optional)
	<i>Tee connection from front hydraulics:</i>
	up to 2 double acting sections (optional)
	up to 1 single acting section (optional)
Standard Equipment	
	Headlights
	Air-suspended driver seat Adjustable steering column
	Trailer socket Power socket
	Joystick for hydraulic control Manually adjustable heated mirrors
	Powder-painted chassis, 2 coat (zinc-rich primer)
	Radio/CD/Aux
Optional Equipment	
	LED worklights LED flasher warning lights
	Flashing beacon Electrically adjustable heated
	Combined cab heating & air conditioning
	Multihog weight transfer system
	Heated windscreen & winter kit
	Choice of tyres
	Additional high level headlights (for hedgecutting)
	Reversing camera

MULTIHOG MX RANGE

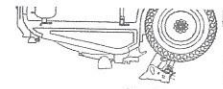



TECHNICAL SPECIFICATION

- Engine: 100 - 120 HP (3.6 litre) Deutz, diesel
- Emissions class: III B (Tier 4i)
- Length: 3975 mm (131 ft)
- Width: 1300 - 1650 mm (51-65 in)
- Height: 2005 - 2260 mm (79 - 89 in)
- Unladen weight: 3400 - 3460 kg (7496 - 7628 lb)
- Gross vehicle weight: 7000 kg (15,432 lb)
- Axle capacity, front: 3500 kg (7716 lb)
- Axle capacity, rear: 4500 kg (9920 lb)
- Load-sensing PTO hydraulics front & rear
- Hydraulic flow up to 120 litres per min (32 US gpm)
- Operating pressure up to 250 bar (3626 psi)



MULTIHOG MH RANGE







MANUFACTURER CERTIFICATION

FSA20-VEL28.0 Pursuit, Administrative & Other Vehicles,
FSA20-VEH18.0 Heavy Vehicles
FSA 20-EQU18.0 Heavy Equipment

This is to certify that Pats Pump & Blower is the manufacturer
(Vendor/Respondent's Name) or a
manufacturer's authorized dealer of Multihog Limited
(Manufacturer/Brand Name)

in the State of Florida.

By:


Manufacturer Name: Multihog Limited

Address: Finnabair Industrial Estate, Marshes Upper,

City, State, Zip: Dundalk, Co. Louth, A91 CY92, Ireland

Office Phone: 353 42 938 6738 Mobile Phone: _____

E-mail: Tony.Duff@Multihog.com

Signature:  Tony Duff
Title: VP of Sales

PLEASE NOTE: This certification form must be executed by an authorized employee of the manufacturer **ONLY**. Dealers/Representatives are not authorized to execute this certification form on behalf of the manufacturer. The manufacturer must execute this certification form even if they are offering their own products. Failure to submit this certification form with your response as required shall result in the disqualification of the response.