

FSA20-EQU18.0, ITEM# 78
EXCAVATOR: Hydraulic Excavator - 76,550 LB
336 SHERIFF'S CONTRACT WORKSHEET

581-8556	336 07B HEX CFG1A
578-1028	BOOM, REACH 21'4"
512-1352	STICK, R12' 10"
521-8024	LINKAGE, BKT DB W/EYE GRADE
523-7799	BOOM TUBE W/EOU
512-0983	CYLINDER, BOOM
512-0995	CYLINDER, STICK
512-0999	CYLINDER, BKT DB
511-9751	TRACK, 28" TG
502-1304	GUARD, TRACK GUIDE SEGMENTED
550-7573	HYDRAULIC PKG, STANDARD
558-0346	LINES, DRAIN, STD
514-7209	SWITCH, DISCONNECT
578-6755	CAMERA, REAR + RH VIEW
577-6895	LIGHTS, REACH BOOM RH & LH
577-3853	LIGHTS, CAB, W/O 360
546-0111	CAB, DELUXE
484-8021	WIPER, RADIAL W/O LOWER
511-9428	MONITOR, 10"
516-0550	GRADE W/2D, ASSIST&PAYLOAD
517-5967	GRADE SENSOR, REACH BOOM
517-5969	GRADE SENSOR, R12'10" STICK
555-7286	NETWORK MANAGER, STD
580-5996	PROD LINK, PLE643/PLE743 RADIO
512-5995	FAN, REVERSE
548-0199	DOOR, RADIATOR W/O SCREEN
578-1023	DECALS, EXTERIOR, ANSI
573-4351	DECALS, CAB, ANSI
520-9418	FILM, OPERATING PATTERN, 2WAY
528-4738	FILM, EMC
564-8002	FILM, ROPS CERTIFICATION
0P-3380	INSTRUCTIONS, ENGLISH
512-1389	QUICK DRAINS READY
528-4602	BKT HD 48" 1.83YD3 DB
357-2698	SIDECUTTERS, HEAVY DUTY
505-4113	TIP, PENETRATION PLUS ADVANSYS (QTY: 5)

336 EXCAVATOR
AKASHI, JAPAN

 Ship Weight
 lbs

 LIST PRICE
 AT DEALER

Standard Equipment:
POWERTRAIN

Diesel engine C9.3, 234kW (Gross)
 -Tier IV Final/EU Stage V
 emission package
 -2300m altitude capability with no
 derate
 115 Amp alternator
 Single plane 3 horizontal cooling system
 Double element air filter with
 integrated Pre Cleaner
 Automatic engine speed control
 Dual Stage 4 micron main filter and 10
 micron primary filter with water
 separator & water separator indicator
 switch in fuel line
 Capability of using Bio-Diesel fuel
 (B20)
 Electric fuel priming pump
 Secure start with PIN code
 Remote disable

UNDERCARRIAGE

Grease lubricated track GLT2, resin seal
 Towing eye on baseframe

HYDRAULICS

Regeneration circuit for boom and stick
 Capability of installing
 -HP stackable valve and medium
 & QC valve
 -Additional auxiliary pump & circuit
 -Boom lowering control device and stick
 lowering check valve
 -CAT Bio hydraulic oil
 Reverse swing damping valve
 Automatic swing parking brake
 High performance hydraulic return filter
 Two speed travel
 Main control valve - EH SBS
 Hydraulic main pump
 Auto warm up & cold lock out

ELECTRICAL

Maintenance free battery
 LED exterior lights
 (integrated into storage box & mounted
 on boom side)
 Power fuse module
 Compatible with electronic technician
 Centralized electrical disconnect switch

OPERATOR ENVIRONMENT

Sound suppressed ROPS cab
 (ISO 12117-2 Compliant) with
 FOGS / vandal guard boss

Emergency exit large rear window
 2' (51 mm) orange seat belt
 Automatic Bi-Level air conditioner
 with pressurized function
 Washable floor mat
 Roller front sunscreen
 Radio with USB port, bluetooth
 & optional DAB/DAB+
 LED cab lights (850 lms)
 Left side cab mirror
 Jog dial interface
 Dome interior light (LED) and
 lower light for steps & knob
 Two coat hooks
 Cup holder & beverage holder
 Two stereo speakers
 Net lid storage shelf suitable
 for lunch box & net lid overhead
 storage
 Console storage (left & right hand
 console) & rear storage suitable for
 document folder
 Two 12V power outlets, 10 Amp (total)
 12V CB radio ready
 Sliding upper door window
 (left side cab door)
 Warning information, filter/fluid
 change information, working hour
 information
 Machine condition, error code &
 tool mode setting information
 Capability of time clock on monitor
 battery (one Week with disconnection)
 Neutral Lever (Lock Out) for All
 controls
 Travel control pedals with
 removable hand levers
 Capability of installing two
 additional pedals
 Pressurized operator station
 (positive filtration)
 Intake/re-circulation cab air filter
 Cat key door entry
 Beacon ready

SAFETY AND SECURITY

Caterpillar one key security system
 Lockable external tool/storage box
 Door locks and cap locks including
 fuel & hydraulic tanks
 Lockable fuel drain compartment
 RH handrail & hand hold (ISO 2867
 compliant)
 Standard visibility mirror package
 Signaling/warning horn

336 EXCAVATOR
AKASHI, JAPAN

Ship Weight
lbs

LIST PRICE
AT DEALER

SAFETY AND SECURITY (CONT.)

Groundlevel secondary engine shutoff
switch in cab
Service platform with anti-skid
plate & recessed bolts
Grouped location of engine
oil & fuel filters
Sampling ports of scheduled oil
sampling (S.O.S)
Remote flash

OTHER STANDARD EQUIPMENT

Cat product link
Prognostic database (super com2 lite)
New trade dress

336

HYDRAULIC EXCAVATOR



Engine Power
Operating Weight

232 kW (311 hp)
37 200 kg (81,900 lb)

Cat® C9.3B Engine meets U.S. EPA Tier 4 Final, EU Stage V, and Japan 2014 emission standards.



NEXT GENERATION EXCAVATORS

Cat® Next Generation Excavators offer you more choices than ever for your business.

- + MORE MODEL OPTIONS
- + MORE STANDARD TECHNOLOGIES
- + MORE PRICE POINTS

Ready to help you make your business stronger, Cat Next Generation Excavators give you new ways to get the most work done at the lowest cost – so you put more money in your pocket.



THE CAT® 336

MOVING THE STANDARD HIGHER

The **CAT 336** raises the bar for efficiency and fuel economy in this size class. With the industry's highest level of standard factory technology, a cab made for operator comfort, plus lower fuel and maintenance costs, the 336 will help make your operation more productive and profitable.



INCREASE OPERATING EFFICIENCY UP TO 45%¹

The Cat 336 offers the industry's highest level of standard factory-equipped technology, including Cat GRADE with 2D, GRADE with Assist, and PAYLOAD.

INCREASE FUEL EFFICIENCY UP TO 15%²

A precise combination of lower engine speed and large hydraulic pump pressure and flow delivers more work per unit of fuel.

LOWER MAINTENANCE COSTS UP TO 15%³

Extended maintenance intervals increase uptime and reduce costs.

**LOAD UP
WITH**

**15% MORE FUEL
EFFICIENCY**

THAT'S 12 MORE TRUCKLOADS WITH THE
336 NEXT GENERATION EXCAVATOR.



336F

219 L (58 GAL) =
83 LOADED TRUCKS



336

83 LOADED TRUCKS × 15%
EFFICIENCY IMPROVEMENT =
12 ADDITIONAL TRUCKLOADS


SCENARIO:

Cat® Excavators loading Cat 730 trucks using
219 L (58 gal) of fuel each day.

¹ Operator efficiency gains compared to traditional grading methods.

² Compared to the 336F.

³ Compared to the 336F. Cost reduction based on 12,000 hours of operation.



STANDARD CAT TECHNOLOGIES

GETS JOBS DONE FASTER
WITH LESS REWORK

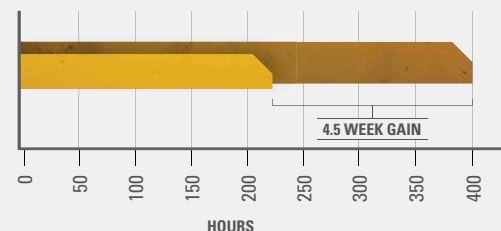
Cat Technology gives you the edge. Operators of all experience levels will dig, load, and grade with more confidence, speed, and accuracy. The result?

Better productivity and lower costs.



**WHAT WOULD YOU DO
WITH 4.5 MORE WEEKS?**

45% GAIN WITH TECHNOLOGY
means same amount of work done faster



PREVIOUS YEAR:

● **USING TRADITIONAL GRADING METHODS**

400 hours/year, grading with stakes and checkers

CURRENT YEAR:

● **USING CAT 336 WITH CAT TECHNOLOGY**

220 hours/year, with standard Cat GRADE



INCREASE EFFICIENCY UP TO 45% WITH CAT TECHNOLOGY

STANDARD, SIMPLE-TO-USE TECHNOLOGIES INCLUDE:



STANDARD CAT GRADE WITH 2D

Cat GRADE with 2D helps operators reach grade faster. Operators cut and fill to exact specifications without overcutting. You can program up to four of your most commonly used target depth and slope offsets so you can get to grade with ease – a real time saver on the jobsite. Best of all, no grade checkers are needed so the work area is safer.



STANDARD CAT GRADE WITH ASSIST

Automated boom, stick, and bucket movements deliver more accurate cuts with less effort. The operator simply sets the depth and slope in the monitor and activates single-lever digging.



STANDARD CAT PAYLOAD

Cat PAYLOAD technology delivers precise load targets with on-the-go weighing, which helps prevent over/underloading and maximizes efficiency. Automated tracking helps manage production and lower cost. You can even take payload data with you. The monitor's USB port lets you download your results from one shift all the way up to 30 days of work so can manage your progress without needing an internet connection or VisionLink® subscription.



STANDARD LIFT ASSIST

Lift Assist quickly calculates the actual load you are lifting and compares it to the rated load the excavator is capable of handling. Visual and auditory alerts tell you if you are within safe working range or need to take action to avoid tipping.

AVAILABLE OPTIONAL UPGRADES

Cat GRADE with Advanced 2D and Cat GRADE with 3D increase productivity and expand grading capabilities. GRADE with Advanced 2D adds in-field design capabilities through an additional 254 mm (10 inch) high-resolution touchscreen monitor. GRADE with 3D adds GPS and GLONASS positioning for pinpoint accuracy. Plus it's easier than ever to connect to 3D services like Trimble Connected Community or Virtual Reference Station with the excavator's built-in communication technology.

CAT LINK TECHNOLOGY

TAKES THE GUESSWORK OUT OF MANAGING YOUR EQUIPMENT

CAT LINK telematics technology helps take the complexity out of managing your jobsites – by gathering data generated by your equipment, materials, and people and serving it up to you in customizable formats.



PRODUCT LINK™

Product Link™ collects data automatically and accurately from your assets – any type and any brand. Information such as location, hours, fuel usage, productivity, idle time, maintenance alerts, diagnostic codes, and machine health can be viewed online through web and mobile applications.

VISIONLINK®

Access information anytime, anywhere with VisionLink – and use it to make informed decisions that boost productivity, lower costs, simplify maintenance, and improve safety and security on your jobsite. With different subscription level options, your Cat dealer can help you configure exactly what you need to connect your fleet and manage your business without paying for extras you don't want. Subscriptions are available with cellular or satellite reporting (or both).

Remote Services is a suite of technologies that improve your jobsite efficiency.

Remote Troubleshoot allows your Cat dealer to perform diagnostic testing on your connected machine remotely, pinpointing potential issues while the machine is in operation. Remote Troubleshoot ensures the technician arrives with the correct parts and tools the first time, eliminating additional trips to save you time and money.

Remote Flash updates on-board software without a technician being present, potentially reducing update time by as much as 50%. You can initiate the update when convenient, increasing your overall operating efficiency.



The **Cat App** helps you manage your assets – at any time – right from your smartphone. You can see your fleet location, hours, and other information you need to see. You will get critical alerts for required maintenance, and you can even request service from your local Cat dealer.

Caterpillar releases products, services and technologies in each region at different time intervals. Please verify with your local Cat dealer for technology availability and specifications.

CAB TAKES THE HARD OUT OF WORK

Sites where excavators typically work are rugged and challenging. That's why it's important that the 336 cab protects the operator as much as possible from the fatigue, stresses, sounds, and temperatures of the job.

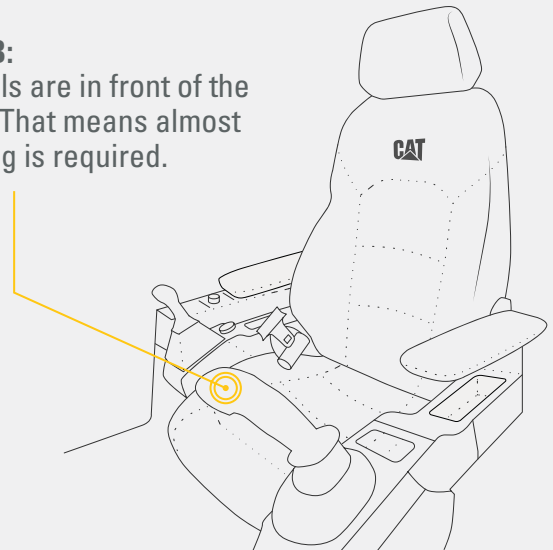


WE'VE GOT **YOUR BACK.**

BACK PAIN IS ONE OF THE MOST COMMON REASONS PEOPLE MISS WORK.*

NEW CAB:

All controls are in front of the operator. That means almost no twisting is required.



OLD CAB: 2,000+ twists a year to reach controls in back of cab that can strain your back.

ASSUME 1 TWIST PER HOUR

1 TWIST × 8-HOUR WORKDAY = 8 TWISTS PER DAY

8 TWISTS × 5 WORKDAYS PER WEEK = 40 TWISTS PER WEEK

40 TWISTS × 52 WEEKS PER YEAR = **2,080 TWISTS PER YEAR**

*SOURCE: [HTTPS://WWW.NINDS.NIH.GOV/DISORDERS/PATIENT-CAREGIVER-EDUCATION/FACT-SHEETS/LOW-BACK-PAIN-FACT-SHEET](https://www.ninds.nih.gov/disorders/patient-caregiver-education/fact-sheets/low-back-pain-fact-sheet)

SEAT AND JOYSTICK CONSOLE REDUCE FATIGUE

Comfort and efficiency of movement keep operators productive and alert all shift long. The standard seat is wide and adjustable for operators of virtually any size. The Deluxe cab package includes a heated air suspension seat; the Premium seat is both heated and cooled.



TOUCHSCREEN MONITOR

Most machine settings can be controlled through the high-resolution touchscreen monitor. It offers 42 languages and is easy to reach from the seat – no twisting or turning.



SMART MODE

Smart Mode, one of three power settings, automatically adjusts engine and hydraulic power for the highest fuel efficiency – less power for tasks such as swinging and more power for digging. Operators can set and store their power mode preference using Operator ID; owners can lock in the mode they want their operators to use to help manage fuel consumption.



CUSTOMIZABLE JOYSTICKS

Joystick function can be customized through the monitor. Joystick pattern as well as response can be set to match operator preference. All preferences are saved with Operator ID and restored at log in.



KEYLESS PUSH START

The 336 uses a keyless push-button engine start. This adds security for the machine by using Operator ID codes to limit and track machine access. Codes can be entered manually, via an optional Bluetooth® key fob, or smartphone app.



BUILDS OPERATOR CONFIDENCE

A QUIET, SAFE WORKSPACE

ISO-CERTIFIED ROPS CAB



The ISO-certified ROPS cab is sound-suppressed and sealed. The windows and lower front profile of the machine give outstanding visibility to the work area without the strain of constantly leaning forward.

ALL-AROUND VISIBILITY

A standard rearview camera keeps operators aware of their surroundings at all times. An optional 360° visibility feature is also available.

EASY ACCESS, CONNECTIVITY AND STORAGE

Convenience features include Bluetooth integrated radio, USB ports for charging and phone connectivity, 12V DC outlets and AUX port, storage in rear, overhead and console compartments, and cup and bottle holders.



SAFETY FEATURES

LOOK OUT FOR YOUR PEOPLE AND YOUR EQUIPMENT

Routine maintenance checks can be performed faster, easier, and safer with ground-level access to the air precleaner, the fuel water separator, fuel tank water and sediment drains, and cooling system coolant level check.


KEEP YOUR EXCAVATOR SECURE

Use your PIN code on the monitor, the optional Bluetooth key fob, or your smartphone to enable the push-button start.

1,148 WAYS TO STAY SAFE.

FACT:

SLIPPING IS ONE OF THE
BIGGEST CONTRIBUTORS
TO WORKPLACE INJURIES.*



OUR ANTI-SKID PLATES FEATURE

1,000+ INDIVIDUAL PERFORATIONS
FOR BETTER TRACTION

*SOURCE: [HTTPS://WWW.OSHA.GOV/DTE/GRANT_MATERIALS/FY07/SH-16625-07/SLIPSTRIPSFALLS.PPT](https://www.osha.gov/dte/grant_materials/FY07/SH-16625-07/SLIPSTRIPSFALLS.PPT)



PROTECTION IN ALL DIRECTIONS



E-WALL SWING



E-WALL FORWARD



E-WALL CAB PROTECTION



E-WALL CEILING



E-WALL FLOOR

STANDARD 2D E-FENCE TECHNOLOGY

Whether you are using a bucket or hammer, standard 2D E-Fence automatically stops excavator motion using boundaries you set in the monitor for the entire working envelope – above, below, sides and front. E-Fence protects equipment from damage and reduces fines related to zoning or underground utility damage. Automatic boundaries even help prevent operator fatigue by reducing overswinging and digging.



LOWER MAINTENANCE COSTS UP TO 15%

With extended maintenance intervals, you get more done at a lower cost compared to the 336F. Consolidated filter locations make service faster. Hydraulic, air, and fuel tank filters have increased capacity and longer life.


KEY MAINTENANCE COST REDUCTIONS INCLUDE:

- + Consolidated filter locations to reduce service time.
- + Oil and fuel filters with extended maintenance intervals.
- + Advanced air filter with double the dust holding capacity of the previous filter.



WHAT WILL YOU DO WITH YOUR SAVINGS?

REPLACE **50 FEWER FILTERS**
OVER 12,000 HOURS OF OPERATION.



THAT SAVES YOU **UP TO 15%**
IN MAINTENANCE COSTS*



*SOURCE: INTERNAL NEXT GENERATION PRODUCT SUPPORT
MAINTENANCE COST COMPARISON

INCREASE YOUR PRODUCTIVITY AND PROFIT WITH CAT ATTACHMENTS

You can easily expand the performance of your machine by utilizing any of the variety of Cat Attachments. Each Cat Attachment is designed to fit the weight and horsepower of Cat Excavators for improved performance, safety, and stability.

BUCKETS



GRAPPLES



HYDRAULIC HAMMERS



PREVENT HAMMER WEAR AND TEAR

Turn on through the monitor and the hammer will automatically stop after 30 seconds of continuous firing, preventing both tool and excavator from overworking.

ATTACHMENT TRACKING MADE EASY


The Cat PL161 Attachment Locator is a Bluetooth device that makes finding your attachments and other gear quick and easy. The excavator's onboard Bluetooth reader or Cat App on your phone will locate the device automatically.



MULTI-PROCESSORS



QUICK COUPLERS



RAKES



RIPPERS



SECONDARY PULVERIZERS



SHEARS



THUMBS



VIBRATORY PLATE COMPACTORS



Save more time and energy with the available work tool recognition feature. A simple shake of the attached tool confirms its identity; it also ensures all the attachment settings are correct so you can get to work quickly and efficiently.

TECHNICAL SPECIFICATIONS

See cat.com for complete specifications.

ENGINE			
Engine Model	C9.3B		
Engine Power – ISO 9249	232 kW	311 hp	
Engine Power – ISO 14396	234 kW	314 hp	
Bore	115 mm	5 in	
Stroke	149 mm	6 in	
Displacement	9.3 L	568 in ³	
HYDRAULIC SYSTEM			
Main System – Maximum Flow – Implement	558 L/min (279 × 2 pumps) 147 gal/min (74 × 2 pumps)		
Maximum Pressure – Equipment – Implement	35 000 kPa	5,076 psi	
Maximum Pressure – Equipment – Lift Mode	38 000 kPa	5,511 psi	
Maximum Pressure – Travel	35 000 kPa	5,076 psi	
Maximum Pressure – Swing	29 400 kPa	4,264 psi	
SWING MECHANISM			
Swing Speed	8.75 rpm		
Maximum Swing Torque	144 kN·m	106,228 lbf·ft	
WEIGHTS			
Operating Weight	37 200 kg	81,900 lb	
Long undercarriage, Reach boom, R3.9DB (12'10") stick, GD 2.27 m ³ (2.97 yd ³) bucket, 850 mm (33") triple grouser shoes, 6.8 mt (14,991 lb) counterweight.			
SERVICE REFILL CAPACITIES			
Fuel Tank Capacity	600 L	158.5 gal	
Cooling System	40 L	10.5 gal	
Engine Oil (with filter)	32 L	8.5 gal	
Swing Drive (each)	18 L	4.8 gal	
Final Drive (each)	8 L	2.1 gal	
Hydraulic System (including tank)	373 L	98.5 gal	
Hydraulic Tank	161 L	42.5 gal	
DEF Tank	80 L	21.1 gal	

AIR CONDITIONING SYSTEM			
The air conditioning system on this machine contains the fluorinated greenhouse gas refrigerant R134a (Global Warming Potential = 1430). The system contains 1.00 kg of refrigerant, which has a CO ₂ equivalent of 1.430 metric tonnes.			
DIMENSIONS			
Boom	Reach Boom 6.5 m (21'4")		
Stick	Reach Stick 3.9 m (12'10")		
Bucket	GDC 2.27 m³ (2.97 yd³)		
Shipping Height (top of cab)	3170 mm	10'4"	
Handrail Height	3160 mm	10'4"	
Shipping Length	11 200 mm	36'8"	
Tail Swing Radius	3530 mm	11'6"	
Counterweight Clearance	1250 mm	4'1"	
Ground Clearance	510 mm	1'8"	
Track Length	5030 mm	16'6"	
Track Length to Center of Rollers	4040 mm	13'3"	
Track Gauge – Long Undercarriage	2590 mm	8'5"	
Transport Width – 850 mm (33") Shoes	3440 mm	11'3"	
WORKING RANGES AND FORCES			
Boom	Reach Boom 6.5 m (21'4")		
Stick	Reach Stick 3.9 m (12'10")		
Bucket	GDC 2.27 m³ (2.97 yd³)		
Maximum Digging Depth	8200 mm	26'10"	
Maximum Reach at Ground Level	11 730 mm	38'5"	
Maximum Cutting Height	10 740 mm	35'2"	
Maximum Loading Height	7490 mm	24'6"	
Minimum Loading Height	1900 mm	6'2"	
Maximum Depth Cut for 2440 mm (8'0") Level Bottom	8060 mm	26'5"	
Maximum Vertical Wall Digging Depth	6360 mm	20'10"	
Bucket Digging Force (ISO)	210 kN	47,160 lbf	
Stick Digging Force (ISO)	144 kN	32,440 lbf	

STANDARD & OPTIONAL EQUIPMENT

Standard and optional equipment may vary. Consult your Cat dealer for details.

CAB	STANDARD	OPTIONAL
ROPS, sound suppression	•	
High-resolution 203 mm (8") LCD touchscreen monitor	•	
High-resolution 254 mm (10") LCD touchscreen monitor		•
Heated seat with air-adjustable suspension (<i>Deluxe only</i>)	•	
Heated and cooled seat with automatic adjustable suspension (<i>Premium only</i>)	•	
ENGINE	STANDARD	OPTIONAL
Cold start block heaters		•
Three selectable modes: Power, Smart, Eco	•	
Automatic engine speed control	•	
Up to 3300 m (10,830 ft) altitude capability	•	
52° C (126° F) high-ambient cooling capacity	•	
Hydraulic reverse fan		•
-18° C (0° F) cold start capability	•	
-32° C (-25° F) cold start capability		•
Double element air filter with integrated precleaner	•	
Remote disable	•	
Biodiesel capability up to B20	•	
HYDRAULIC SYSTEM	STANDARD	OPTIONAL
SmartBoom™		•
Boom and stick regeneration circuit	•	
Electronic main control valve	•	
Heavy lift mode		•
Automatic hydraulic oil warm up	•	
Reverse swing damping valve	•	
Automatic swing parking brake	•	
High performance hydraulic return filter	•	
Two speed travel	•	
Bio hydraulic oil capability	•	
Combined two-way auxiliary circuit		•
Medium-pressure auxiliary circuit		•
Cooling circuit		•
Quick coupler circuit		•
UNDERCARRIAGE AND STRUCTURES	STANDARD	OPTIONAL
Long undercarriage		•
Long Narrow undercarriage		•
Towing eye on base frame	•	
6.8 mt (14,991 lb) counterweight		•
7.56 mt (16,667 lb) counterweight		•
600 mm (24") double grouser, HD double grouser, triple grouser track shoes		•
700 mm (28") triple grouser track shoes		•
850 mm (33") triple grouser track shoes		•

BOOMS AND STICKS	STANDARD	OPTIONAL
6.18 m (20'3") Mass boom		•
6.5 m (21'4") Reach boom		•
6.5 m (21'4") HD Reach boom		•
2.55 m (8'4") stick		•
2.8 m (9'2") stick		•
3.2 m (10'6") stick		•
3.2 m (10'6") HD stick		•
3.9 m (12'10") stick		•
3.9 m (12'10") HD stick		•
ELECTRICAL SYSTEM	STANDARD	OPTIONAL
Maintenance-free 1,000 CCA batteries (x2)	•	
Centralized electrical disconnect switch	•	
LED chassis light, LH and RH boom lights, cab lights	•	
CAT TECHNOLOGY	STANDARD	OPTIONAL
Cat Product Link	•	
Cat GRADE with 2D	•	
Cat GRADE with Advanced 2D		•
Cat GRADE with 3D		•
Cat GRADE with Assist	•	
Cat PAYLOAD	•	
Cat E-Fence	•	
Lift Assist	•	
Remote Services capability	•	
SERVICE AND MAINTENANCE	STANDARD	OPTIONAL
Grouped location of engine oil and fuel filters	•	
Scheduled Oil Sampling (S-O-S SM) ports	•	
QuickEvac™ maintenance ready		•
Electric refueling pump with auto shutoff		•
SAFETY AND SECURITY	STANDARD	OPTIONAL
Caterpillar One Key security system	•	
Lockable external tool/storage box	•	
Lockable door, fuel, and hydraulic tank locks	•	
Lockable fuel drain compartment	•	
Service platform with anti-skid plate and recessed bolts	•	
RH handrail and hand hold (ISO 2867:2011 compliant)	•	
Signaling/warning horn	•	
Ground-level secondary engine shutoff switch	•	
Rear and right-hand-sideview cameras	•	
360° visibility		•
Boom lowering check valve		•
Stick lowering check valve		•

Not all features are available in all regions. Please check with your local Cat dealer for specific offering availability in your area.

For additional information, refer to the Technical Specifications brochures for the 336 GC and 336 models available at www.cat.com or your Cat dealer.

For more complete information on Cat products, dealer services and industry solutions, visit us on the web at www.cat.com

© 2019 Caterpillar. All Rights Reserved.

VisionLink is a trademark of Trimble Navigation Limited, registered in the United States and in other countries.

Materials and specifications are subject to change without notice. Featured machines in photos may include additional equipment. See your Cat dealer for available options.

CAT, CATERPILLAR, LET'S DO THE WORK, their respective logos, "Caterpillar Yellow," the "Power Edge" and Cat "Modern Hex" trade dress as well as corporate and product identity used herein, are trademarks of Caterpillar and may not be used without permission.
www.cat.com www.caterpillar.com

AEXQ2358-03
Replaces AEXQ2358-02
Build Number: 07B

