

Weedoo®
workboats

TC 3012 Workboat

Recommended Accessories

Root Rake



Bimini




Oil Skimmer



Hydraulic Dredge



Skimmer Bucket



Hydraulic Pole Saw



HAULIN' MASS

Powerful. Versatile. Maneuverable.

Compact Size—Easy to maneuver around docks

No Ramp Needed—Boat goes from trailer to water

8-inch Shallow Draft—Draft gets you where the weeds are

Powerful Payload—500 lbs. of vegetation a minute or over 100 tons a day, transform an overgrown lake in an afternoon

Versatile Quick-Change Attachments—Handle the toughest jobs in the most extreme conditions

Strength & Stability—Unique hull design for maximum payload and balance

Affordable Financing—Easy financing options available

Warranty, Easy as 1,2,3—1-year external attachments, 2-year (or 2000 hours) Kubota engine, 3-year hull & deck

FACTORY DIRECT—No middle-person markups save time and money

West Palm Beach, Florida

weedoboats.com • 561-204-5765

Nothing Cleans Waterways Better Than Weedoo!



FSA AWARDED CONTRACT

flsheriffs.org | 850-877-2165
cpp@flsheriffs.org

TC 3012 Workboat SPEC SHEET



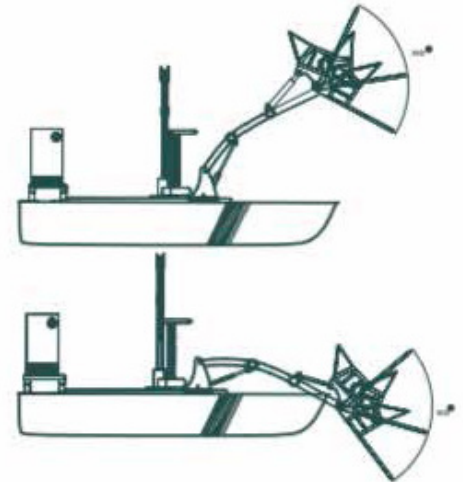
WHAT THE HULL!

The TC Series has the stability of harvesters several times their size because of a unique hull design allowing maximum payload and balance. And they're able to accomplish this in an eco-friendly manner that preserves nature.

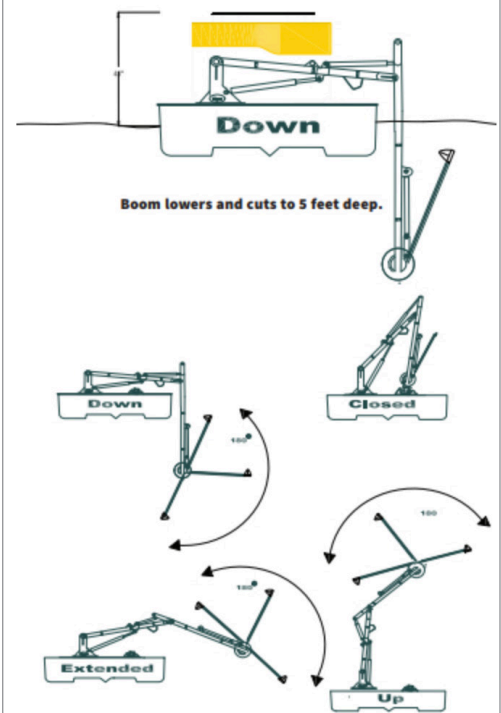
Fiberglass/Kevlar hull configuration includes deck-mounted marine boom cutter, front-end loader with universal marine bucket system and T-1305 highway transportation trailer. Factory installed PowerPack features diesel engine with electric start. Cyclonic hydraulic system provides eco-friendly fluid to high efficiency triple pump setup producing 27 GPM. System includes twin propulsion outdrives with Weedoo Weed-N-Mud propellers and quick change hydraulics for aquatic work attachments.

Diesel: Factory installed power platform features Kubota Dg02 3-cylinder liquid cooled engine (Tier 4 Final) with electric start and alternator.

Loader & Bucket Articulation



Cutter Articulation



TC SERIES WORKBOAT

	US	Metric
Height	8 ft	2438 mm
Width	7 ft 3 in	2225 mm
Length	15 ft	4572 mm
Diesel Weight	2285 lbs	1030 kg
Boat Draft/drives down	10 in/20 in	254 mm/508 mm
Height from Waterline	46-48 in	1168-1219 mm

TC SERIES WORKBOAT WITH TRAILER

Height	11 ft	3353 mm
Width	8 ft 8 in	2682 mm
Length	22 ft	6706 mm
Weight	2650 lbs	1202 kg
Diesel Weight	2700 lbs	1224 kg

West Palm Beach, Florida
weedooboats.com • 561-204-5765

Nothing Cleans Waterways Better Than Weedoo!



FSA AWARDED CONTRACT
fisheriffs.org | 850-877-2165
cpp@fisheriffs.org