

Ph: 800-843-6849 EXT 3
orders@tiger-mowers.com

(Boom Reach from 17.5' to 26.3')

HOW TO ORDER: You must select one item from Sections 1, 2, 3 & 4 for a complete Boom Mower.

All prices are F.O.B Sioux Falls, SD 57107
Prices are subject to change without notice.

TigerTM ROTARY AND FLAIL **Boom** **Mowers**



Bengal Brute

Bengal Brute standard with secondary boom breakaway. Available with LRS on specific tractor models.

DURABILITY INNOVATION

COMMITMENT

18'



22'



High mount
Extreme Duty
boom swivel bracket
All Bengals

24'





Rotary heads



50" Rotary



60" Rotary



50" or 60" Bengal Rotary heads have the choice of Disc or Blade bar cutting systems.



Cuts Up to 6" brush

Cuts Up to 5" brush


Flail heads



63" Flail with Grass knives



50" Flail with MBG knives



Grass
Grass only

LBG
Up to 2 1/2" brush

MBG
Up to 3" brush

HDB
Up to 4" brush



50" Flail with HDB knives



Stow Systems



SIDE STOW (SS)



SINGLE PT STOW (10S)



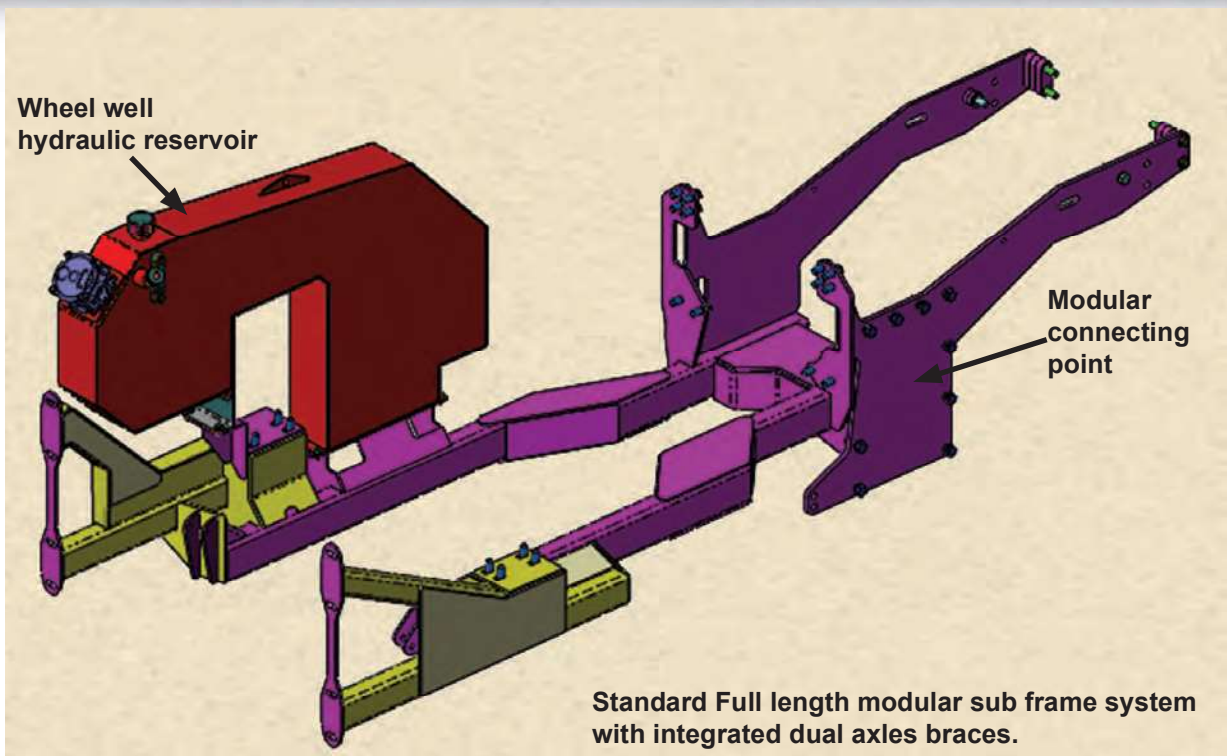
**3 PT OPEN STOW (30S)
W/ DBL AXLE SUPPORT**



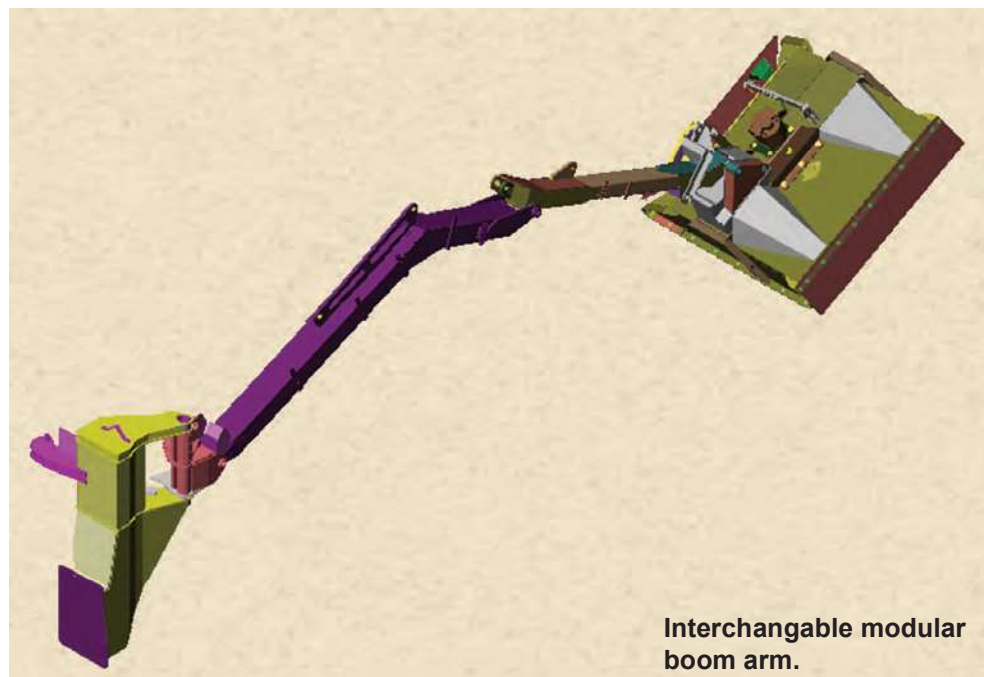
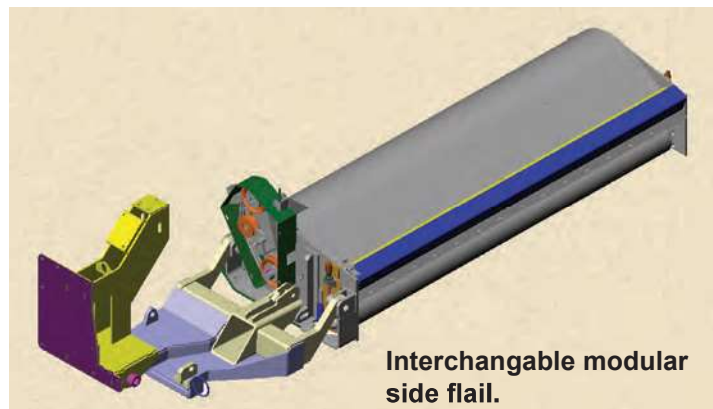
**BENGAL BRUTE STOW
W/ SECONDARY BOOM
BREAKAWAY**



Modular Frame



Tiger has redesigned the mounting frame for several of our tractor assemblies in a new modular format. This unique design builds additional strength into the tractor framing system while providing interchangeability. With a Tiger modular frame, changing from a boom to a side mower or from a side to a boom can be done in as little as eight hours. This increases flexibility of use without the need to buy a complete new frame and mowing system.



25'



28'



30'





Rotary heads



50" Rotary

60" Rotary



25' Saber Only
Cuts Up to 8" brush



28' and 30' Saber
Cuts Up to 6" brush



Cuts Up to 5" brush

Flail heads



63" Flail with Grass knives
Only available on 25' Saber




50" Direct Drive Flail with MBG knives
Only available on 30' Saber



Grass
Grass only



LBG
Up to 2 1/2" brush



MBG
Up to 3" brush



HDB
Up to 4" brush



50" Flail with HDB knives



Options



CABLE CONTROLS

Hydraulically driven Cable Controls for Boom mower.



ELECTRONIC JOYSTICK

Electronic over hydraulic Joystick Control.



PUMP/GRILL GUARD

Additional protection with Pump or Grill Guard.



PERIMETER GUARD

Designed to protect the tractor from falling debris.



AXLE STABILIZER

Additional stability and control for larger booms.



BULK HEAD

Optional controls from outside the cab of the tractor.

Common Features



TRAVEL SAFETY LOCK

Controlled from operator's position.



BRAKE VALVE

Brake valve stops the cutter head in less than 7 seconds.



NITROGEN ACCUMULATOR

Provides smooth response and reduces shock.

Dealer Info:

Tiger Corporation
3301 N Louise Ave.
Sioux Falls, SD 57107
800-843-6849
www.tigermowers.com
An Alamo Group Company

Contact Tiger Corporation for tractor compatibility requirements.
Specifications are subject to change without notice. Optional equipment may be shown. One Year Warranty on all products.

© 2017 Tiger Corporation. All Rights Reserved. Printed in the USA.



MADE WITH PRIDE IN THE USA



Instructions for Bengal Boom Mower connection JD 6000M Series



Complete Boom mower.
Shown disconnected.



Take out 4 bolts in stow plate
and slide to far right, this is
the working position for stow.



Lift boom Swivel with over head
hoist and align with pin.



Thrust Washer goes under
bottom of swivel.
Part # 06520250 included.



Attach 1/4" lines so that controls
can be used to help lift and align
boom arm with swivel pin.



Connect 1/4" lines to matching
labeled male and female ends.



Tiger Corporation
3301 N Louise Ave.
Sioux Falls, SD 57107
800-843-6849

Connect end of primary boom arm to
swivel with horizontal pin.




WWW.TIGERMOWERS.COM



Connect boom arm cylinder to top tab on swivel. Connect swing cylinder with vertical pin located on right side of swivel.



Attach hose clamp to side of swivel.



Run 1" lines on bottom 2 spaces of clamp and run 1/4" lines on top space. Measurement is 38" for 1" lines, clamp to clamp. Match 1/4".



Connect 1" hoses. Wrap hoses in teflon wrap. Wrap is located in the cab of tractor.



Connection complete - front side view.



Connection complete - back side view. **Approx. 4 hrs shop time to complete assembly.**



We've noticed you are using Internet Explorer, a browser we no longer support. We recommend updating your browser to [Google Chrome](#), [Microsoft Edge](#) or [Firefox](#) for the best John Deere experience.

Learn
More

Ignore



6120M

Utility Tractor

- 120-hp John Deere FT4 PowerTech™ engine
- Available in cab or open-station configuration
- Standard 21-GPM pressure-compensated hydraulics; 30-GPM pressure-flow compensated system available
- Choose from a range of available transmissions

Build Your Own

[Find a Dealer >](#)

[View Product Brochure >](#)

[Request a Demo >](#)

Specifications



Key Specs

Engine description	John Deere PowerTech™ EWL
Engine displacement	4.5 L 275 cu in.
Rated engine power	88 kW 120 hp w/ IPM: 103 kW 140 hp
Maximum engine power	98 kW 133 hp w/ IPM: 106 kW 144 hp
Rated PTO power (hp SAE)	69 kW 94 hp

Maximum PTO power	At 1000 PTO rpm with IPM: 87 kW 118 hp
Transmission type	Standard: John Deere 24-speed PowrQuad™ Plus 40 km/h Optional: John Deere 16-speed PowrQuad Plus 30 km/h John Deere 24- speed AutoQuad™ Plus 40 km/h John Deere 24- speed CommandQuad™ Plus 40 km/h AutoPowr™/IVT™ 40 km/h Creeper (PowrQuad Plus and AutoQuad Plus)
Hydraulic pump rated output	Standard: 35-cc pump: 80 L/min 21 gpm Optional: 45 cc- pump: 114 L/min 30 gpm
Rear hitch category (SAE)	2/3N

**designation)
Base machine weight**

5680 kg
12,522 lb

Engine specifications

Description	John Deere PowerTech EWL
Engine type	4045HL290
Engine family	JDXL04.5317
Rated speed	2100 rpm
Aspiration	Single turbocharger with wastegate
Cylinders liners Emission level	Final Tier 4
After treatment type	Diesel oxidation catalyst (DOC) and selective catalytic reduction (SCR) using diesel exhaust fluid (DEF)
Displacement	4.5 L 275 cu in.

[Show More](#)

Shop and Buy

[Build Your Own](#)

[Buy Online](#)

[Buy Parts](#)

[Find a Dealer](#)

[John Deere Financial](#)

Maintenance and Support

[Service Info](#)

[Product Safety](#)

You May Also Be Interested In

[John Deere Rewards](#)[Used Equipment](#)[View California Products](#)

Product features are based on published information at the time of publication. Product features are subject to change without notice. Contact your local John Deere dealer for more information.