

RICK CROFT ENTERPRISES, INC.

Authorized  **COLUMBIA** Dealer

Date Written: 17-AUG-20

Written By: Rick Croft

Quote/Rev: 105988.6

Authorized Dealer: RICK CROFT ENTERPRISES, INC.
DBA TEXAS TRAILERS
5601 NW 13TH STREET
GAINESVILLE, FL 32653

Prepared For: FSA Contract 2020 - Utilitruck

Line #	Item #	Description	Price	Quantity	Ext Price
100	UTILITRUCK-100	Utilitruck		1	
		Power System: Electric, 48V AC, 19 HP 5kW motor Controller: 450 amp, solid state, programmable, regenerative motor braking, self diagnostic Charger: On-board, intelligent I Input: 100-230V, 50/60Hz I Output: 1.1kW Drive System: Direct drive, automotive differential, 16.77:1 drive ratio Brakes: Four-wheel hydraulic (front discs & rear drums), auto-adjusting, automatic parking brake Frame: Powder coated high strength channel steel frame Body: Front: high impact polymer with automotive finish I Rear: powder coated aluminum Safety: Charger anti-drive-away interlock, reverse warning alarm, reflectors Lights: High/Low beam head lights, tail & brake lights, self-cancelling turn signals, emergency flashers Standard Accessories: Power steering, uniquely keyed keyswitch, multi-functional display (with hour meter & battery discharge indicator), horn, dual DC/DC converter, high/low speed switch, cup holders, passenger side storage pocket, front storage compartment Tires: 205/65-10 tires mounted on black steel wheels Rated Capacity**: 1,000 - 1,500 lbs*, 2 - 6 passengers* Speed: 19 MPH forward, 10 MPH reverse Warranty: 2 year limited * based on model package ** total weight of the operator, passenger(s), options, and payload ***Note: Options below this line override the above.			
101	Y1-01-59	Utilitruck - 2X 2 forward facing passengers with 3' cargo deck 36" L X 45" W cargo deck Length: 74" wheelbase, 113" overall I Rated Capacity**: 1,000 lbs, 2 passengers I Towing Capacity: 1,500 lbs		1	
102	C1-48-01	Standard capacity battery pack, 48V 232 amp hour, 122 minute, six volt, 8 each		1	
103	E1-50-76	Featured colors, no additional charge (titanium white standard) TITANIUM WHITE		1	
104	R1-02-53	Latching folding side panels, 10" high, aluminum, black powder coated Includes: side panels, tailgate, and fixed front panel INSTALLED		1	
105	T2-51-62	2" Hitch receiver Requires 2X, 2XL, or 4X model package Maximum tongue weight: 150 lbs		1	

Thank you for the opportunity to provide this quotation. The product manufacturer, Columbia Vehicle Group, Inc. reserves the right to make design changes without obligation to make such changes on product previously sold or shipped. Unless otherwise indicated, pricing is in U.S. Dollars. Base model pricing is subject to change upon expiration of this quote and is FOB Reedsburg, WI. Base model pricing shown in the "Subtotal" area does not include packaging, transportation, taxes and other charges that may be required in your locality. Please assure that all of these charges are reflected in the spaces provided to the right.

Shipping To FI:

This quotation will be honored for _____ days after the "Date Written" shown above.

Shipment from the factory is expected _____ days after acceptance of purchase order.



UTILITRUCK

**RATED
CAPACITY**

up to
1,500 lbs.

**UP TO
4
PASSENGERS**



**MAX SPEED
FORWARD
UP TO**

**19
MPH**

**TOW
UP TO
1,500 LBS**




Shown With Options

Columbia's Utilitruck is Built For Work on college campuses, park systems, military bases or industrial complexes. With zero emissions, your Utilitruck is even friendly to indoor environments!

Frequently used in commercial fleets, you can rest assured the Utilitruck will also have a positive impact on your bottom line!

The Utilitruck is engineered for safety, with 4-wheel hydraulic brakes, an AC-powered drive system, and automotive-grade lighting, controls and steering.



- 1 Hard Door Cab
- 2 Aluminum Van Enclosure
- 3 Utility Strobe Light



COLUMBIA

BUILT FOR WORK



UTILITRUCK

Dimensions

Width : 47 in.

Step Height: 12.5 in.

Ground Clearance: 7.5 in.

Power Train

Motor: 48-volt, AC induction, NEMA class H temperature rated

Batteries: Eight, 6-volt, 232 amp hour, 122 minute, deep cycle

Controller Rating: 450 amp

Performance

Max Speed: 19 MPH


Range ¹: Up to 40 miles

Chassis

Brakes: 4 Wheel hydraulic, front discs, rear drums, automatic parking brake

Suspension: Front – Double A-arm independent coil spring over shock absorbers
Rear– Independent leaf springs with rubber helper springs

Tires: 205/65-10 10-ply DOT rated tire



2+2 | 4 Passengers


Length: 131 in.

Wheel Base: 74 in.

Turning Radius: 219 in.

Rated Capacity ²: 1,000 lbs.

Vehicle Weight: 1,600 lbs.



2X | 2 Passengers

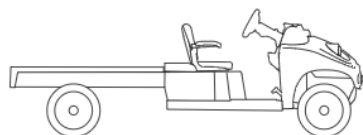
Length: 113 in.

Wheel Base: 74 in.

Turning Radius: 219 in.

Rated Capacity ²: 1,000 lbs.

Vehicle Weight: 1,500 lbs.



2XL | 2 Passengers

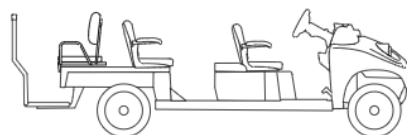
Length: 137 in.

Wheel Base: 98 in.

Turning Radius: 304 in.

Rated Capacity ²: 1,500 lbs.

Vehicle Weight: 1,650 lbs.



4+2 | 6 Passengers

Length: 155 in.

Wheel Base: 98 in.

Turning Radius: 304 in.

Rated Capacity ²: 1,500 lbs.

Vehicle Weight: 1,800 lbs.



4X | 4 Passengers

Length: 137 in.

Wheel Base: 98 in.

Turning Radius: 304 in.

Rated Capacity ²: 1,500 lbs.

Vehicle Weight: 1,750 lbs.

Features, options, specifications, color availability and model designation are subject to change without notice. Some vehicles are pictured with options that may be available at extra cost or may not be available on some models. Ask your dealer about the availability of options and verify that the vehicle you order includes the equipment you require.

¹ Range will vary depending on temperature, grade, payload and driving style. | ² Rated Capacity Includes personnel, cargo, options and accessories.

All specifications are subject to change without notice.

Columbia Vehicle Group, Inc.

A Nordic Group Company | Business Ventures Since 1947

1115 Commercial Ave. Reedsburg, WI 53959

columbiavehicles.com



COLUMBIA



TOMBERLIN