

RICK CROFT ENTERPRISES, INC.

Authorized  **COLUMBIA** Dealer

Date Written: 17-AUG-20

Written By: Rick Croft

Quote/Rev: 105986.4

Authorized Dealer: RICK CROFT ENTERPRISES, INC.
DBA TEXAS TRAILERS
5601 NW 13TH STREET
GAINESVILLE, FL 32653

Prepared For: FSA Contract

Line #	Item #	Description	Price	Quantity	Ext Price
100	JOURNEYMAN-200	<p>Journeyman LSV</p> <p>Power System: Electric, 48V AC, 19 HP 5kW motor Controller: 450 amp, solid state, programmable, regenerative motor braking, self diagnostic Charger: On-board, intelligent I Input: 100-230V, 50/60Hz I Output: 1.1kW Drive System: Direct drive, automotive differential, 12.25:1 drive ratio Brakes: Four-wheel hydraulic (front discs & rear drums), auto-adjusting, automatic parking brake Frame: E-coated and painted high strength tubular steel frame Body: High impact polymer with automotive finish Safety: Charger anti-drive-away interlock, reverse warning alarm, reflectors, 3-pt retractable seat belts, backup camera Lights: High/Low beam headlights, tail & brake lights, self-cancelling turn signals, emergency flashers, dome light Standard Accessories: Uniquely keyed keyswitch, speedometer, odometer, horn, DC/DC converter, battery discharge indicator, high/low speed switch, cup holders, driver & passenger side storage pockets, suntop, DOT safety glass windshield, rear & side view mirrors, front bumper, 12V power outlet Tires: 205/50-10 tires mounted on black steel wheels GVWR: 2,000 - 2,500 lbs* Speed: 25 MPH forward, 10 MPH reverse Warranty: 2 year limited</p> <p>* based on model package</p> <p>LSV models meet or exceed the requirements of NHTSA CFR Title 49-571-500. Check with City, State & Local Authorities for additional requirements that may apply where this vehicle will be operated. ***Note: Options below this line override the above.</p>			
101	Y1-01-28	<p>Journeyman LSV - 2+2 2 forward & 2 rearward facing passengers Rear-facing flip-up bench seat with footrest & 2-pt seat belts, canopy top over forward facing passengers only, rear bumper Length: 64" wheelbase, 108" overall I GVWR: 2,000 lbs, 4 passengers</p>		1	
102	C1-48-22	<p>Standard capacity battery pack, 48V 170 amp hour, 90 minute, eight volt, 6 each</p>		1	
103	E1-51-01	<p>Featured colors White</p>		1	
104	P5-10-07	<p>Windshield wiper kit</p>		1	

Thank you for the opportunity to provide this quotation. The product manufacturer, Columbia Vehicle Group, Inc. reserves the right to make design changes without obligation to make such changes on product previously sold or shipped. Unless otherwise indicated, pricing is in U.S. Dollars. Base model pricing is subject to change upon expiration of this quote and is FOB Reedsburg, WI. Base model pricing shown in the "Subtotal" area does not include packaging, transportation, taxes and other charges that may be required in your locality. Please assure that all of these charges are reflected in the spaces provided to the right.

This quotation will be honored for _____ days after the "Date Written" shown above.

Shipment from the factory is expected _____ days after acceptance of purchase order.

JOURNEYMAN

**RATED
CAPACITY**

800 -
1,100 LBS

**MAX SPEED
FORWARD
UP TO**

**19
MPH**



Columbia's Journeyman series is Built For Work. These multi-use vehicles are perfect for all-day use and include features to improve fleet productivity. Whether you need vehicles for maintenance, higher education, hospitality, construction, or shuttling, the Journeyman can easily switch from task to task without slowing you down! When you need to do it all, have a Journeyman at your side.



1



2

1 Rear Facing Seat

2 Cargo Box with Drop Sides



COLUMBIA

BUILT FOR WORK



JOURNEYMAN

Dimensions

Width : 53.5 in.

Step Height: 12 in.

Ground Clearance: 6.5 in.

Power Train

Motor: 48-Volt, AC Induction, NEMA class H temperature rated

Batteries: Six, 8-volt

Controller Rating: 450 amp high performance AC controller

Performance

Max Speed: 19 MPH


Range¹: Up to 40 miles

Chassis

Brakes: Four-wheel hydraulic, vented front discs, rear drums, auto-adjusting, automatic parking brake

Suspension: Front - Double A-arm with independent coil springs over shock absorbers
Rear - Independent coil springs over shock absorbers with anti-roll sway bar

Tires: 205/50-10 DOT rated tires



2+2 | 4 Passengers


Length: 108 in.

Wheel Base: 64 in.

Turning Radius: 219 in.

Rated Capacity²: 800 lbs.

Vehicle Weight: 1,350 lbs.



2X | 2 Passengers


Length: 104 in.

Wheel Base: 64 in.

Turning Radius: 219 in.

Rated Capacity²: 800 lbs.

Vehicle Weight: 1,300 lbs.



2XL | 2 Passengers


Length: 131 in.

Wheel Base: 96 in.

Turning Radius: 304 in.

Rated Capacity²: 1,100 lbs.

Vehicle Weight: 1,500 lbs.



4 | 4 Passengers

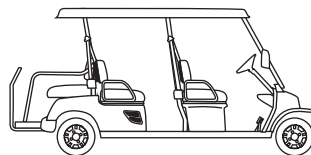
Length: 126.5 in.

Wheel Base: 96 in.

Turning Radius: 304 in.

Rated Capacity²: 1,100 lbs.

Vehicle Weight: 1,400 lbs.



4+2 | 6 Passengers

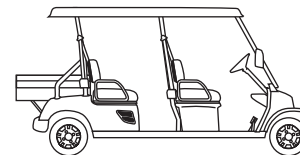
Length: 140 in.

Wheel Base: 96 in.

Turning Radius: 304 in.

Rated Capacity²: 1,100 lbs.

Vehicle Weight: 1,550 lbs.



4X | 4 Passengers

Length: 136 in.

Wheel Base: 96 in.

Turning Radius: 304 in.

Rated Capacity²: 1,100 lbs.

Vehicle Weight: 1,500 lbs.

Features, options, specifications, color availability and model designation are subject to change without notice. Some vehicles are pictured with options that may be available at extra cost or may not be available on some models. Ask your dealer about the availability of options and verify that the vehicle you order includes the equipment you require.

¹ Range will vary depending on temperature, grade, payload and driving style. | ² Rated Capacity Includes personnel, cargo, options and accessories.

Columbia Vehicle Group, Inc.

A Nordic Group Company | Business Ventures Since 1947

1115 Commercial Ave. Reedsburg, WI 53959

columbiavehicles.com



COLUMBIA



TOMBERLIN